

Product Datasheet

Noggin Antibody (OT11H8)

NBP1-47881

Unit Size: 0.1 ml

Store at -20C. Avoid freeze-thaw cycles.

www.novusbio.com



technical@novusbio.com

Protocols, Publications, Related Products, Reviews, Research Tools and Images at:
www.novusbio.com/NBP1-47881

Updated 9/9/2025 v.20.1

Earn rewards for product
reviews and publications.

Submit a publication at www.novusbio.com/publications

Submit a review at www.novusbio.com/reviews/destination/NBP1-47881



NBP1-47881

Noggin Antibody (OT11H8)

Product Information	
Unit Size	0.1 ml
Concentration	1 mg/ml
Storage	Store at -20C. Avoid freeze-thaw cycles.
Clonality	Monoclonal
Clone	OT11H8
Preservative	0.02% Sodium Azide
Isotype	IgG2b
Purity	Immunogen affinity purified
Buffer	PBS (pH 7.3), 1.0% BSA and 50% Glycerol
Target Molecular Weight	23.7 kDa

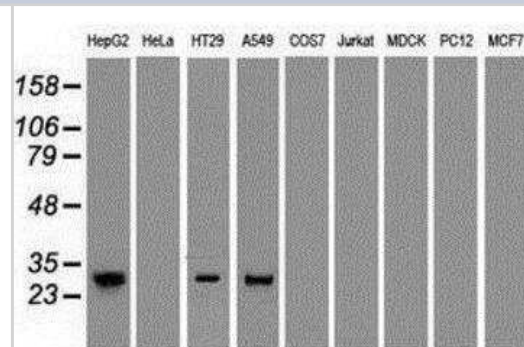
Product Description	
Description	Novus Biologicals Mouse Noggin Antibody (OT11H8) (NBP1-47881) is a monoclonal antibody validated for use in IHC, WB and ICC/IF. All Novus Biologicals antibodies are covered by our 100% guarantee.
Host	Mouse
Gene ID	9241
Gene Symbol	NOG
Species	Human, Mouse, Rat
Reactivity Notes	Please note that this antibody is reactive to Mouse and derived from the same host, Mouse. Mouse-On-Mouse blocking reagent may be needed for IHC and ICC experiments to reduce high background signal. You can find these reagents under catalog numbers PK-2200-NB and MP-2400-NB. Please contact Technical Support if you have any questions.
Specificity/Sensitivity	This antibody is specific for Homo sapiens noggin (NOG).
Immunogen	Human recombinant protein fragment corresponding to amino acids 28-232 of human noggin (NP_005441) produced in E.coli.

Product Application Details	
Applications	Western Blot, Immunohistochemistry-Paraffin, Immunocytochemistry/ Immunofluorescence, Immunohistochemistry
Recommended Dilutions	Western Blot 1:20000-40000, Immunohistochemistry 1:50, Immunocytochemistry/ Immunofluorescence 1:100, Immunohistochemistry-Paraffin 1:50

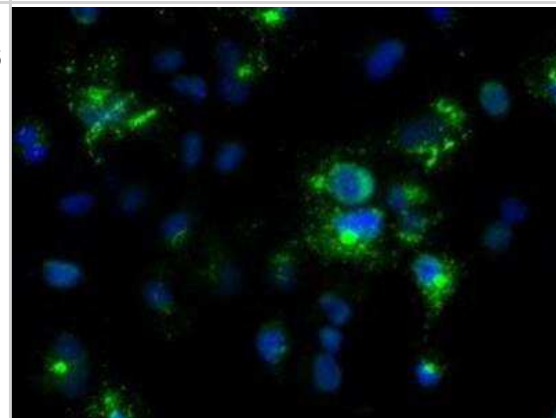


Images

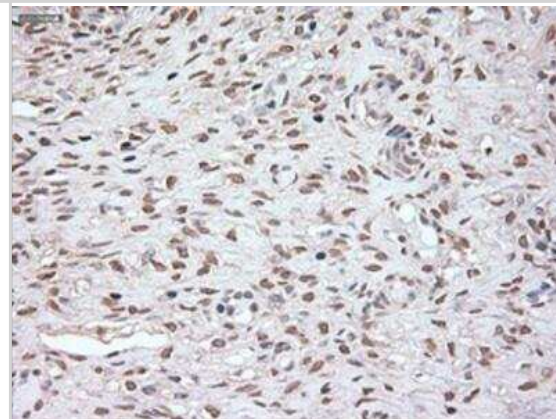
Western Blot: Noggin Antibody (OT11H8) [NBP1-47881] - Noggin Antibody (1H8) [NBP1-47881] - Analysis of extracts (35ug) from 9 different cell lines by using anti-Noggin monoclonal antibody.



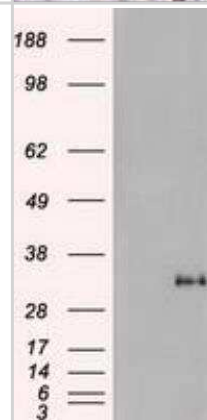
Immunocytochemistry/Immunofluorescence: Noggin Antibody (OT11H8) [NBP1-47881] - Staining of COS7 cells transiently transfected by pCMV6-ENTRY Noggin.




Immunohistochemistry-Paraffin: Noggin Antibody (1H8) [NBP1-47881] - Staining of paraffin-embedded Human Ovary tissue using anti-Noggin mouse monoclonal antibody.



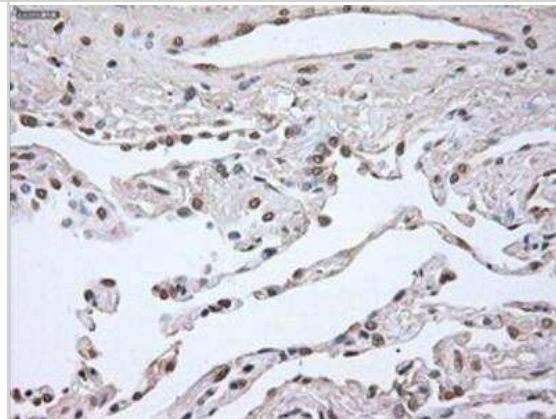
Western Blot: Noggin Antibody (1H8) [NBP1-47881] - HEK293T cells were transfected with the pCMV6-ENTRY control (Left lane) or pCMV6-ENTRY Noggin (Right lane) cDNA for 48 hrs and lysed. Equivalent amounts of cell lysates (5 ug per lane) were separated by SDS-PAGE and immunoblotted with anti-Noggin.



Western Blot: Noggin Antibody (1H8) [NBP1-47881] - Noggingin antibody (1H8) at 1:40000 + Recombinant human Noggingin.



Immunohistochemistry-Paraffin: Noggin Antibody (1H8) [NBP1-47881] - Staining of paraffin-embedded Human lung tissue using anti-Noggin mouse monoclonal antibody.





Novus Biologicals USA

10730 E. Briarwood Avenue
Centennial, CO 80112
USA

Phone: 303.730.1950

Toll Free: 1.888.506.6887

Fax: 303.730.1966

nb-customerservice@bio-techne.com

Bio-Techne Canada

21 Canmotor Ave
Toronto, ON M8Z 4E6
Canada

Phone: 905.827.6400

Toll Free: 855.668.8722

Fax: 905.827.6402

canada.inquires@bio-techne.com

Bio-Techne Ltd

19 Barton Lane
Abingdon Science Park
Abingdon, OX14 3NB, United Kingdom

Phone: (44) (0) 1235 529449

Free Phone: 0800 37 34 15

Fax: (44) (0) 1235 533420

info.EMEA@bio-techne.com

General Contact Information

www.novusbio.com

Technical Support: nb-technical@bio-techne.com

Orders: nb-customerservice@bio-techne.com

General: novus@novusbio.com

Products Related to NBP1-47881

NBP2-33376H	Blue Marker Antibody (6F4-F6) [HRP]
HAF007	Goat anti-Mouse IgG Secondary Antibody [HRP]
NB7539	Goat anti-Mouse IgG (H+L) Secondary Antibody [HRP]
NBP2-27231	Mouse IgG2b Isotype Control (MPC-11)

Limitations

This product is for research use only and is not approved for use in humans or in clinical diagnosis. Primary Antibodies are guaranteed for 1 year from date of receipt.

For more information on our 100% guarantee, please visit www.novusbio.com/guarantee

Earn gift cards/discounts by submitting a review: www.novusbio.com/reviews/submit/NBP1-47881

Earn gift cards/discounts by submitting a publication using this product:
www.novusbio.com/publications

