

Product Datasheet

Cdk5 Antibody (OTI2H6) NBP1-47692

Unit Size: 0.1 ml

Store at -20C. Avoid freeze-thaw cycles.

www.novusbio.com



technical@novusbio.com

Protocols, Publications, Related Products, Reviews, Research Tools and Images at:
www.novusbio.com/NBP1-47692

Updated 9/9/2025 v.20.1

Earn rewards for product
reviews and publications.

Submit a publication at www.novusbio.com/publications

Submit a review at www.novusbio.com/reviews/destination/NBP1-47692



NBP1-47692

Cdk5 Antibody (OTI2H6)

Product Information	
Unit Size	0.1 ml
Concentration	1 mg/ml
Storage	Store at -20C. Avoid freeze-thaw cycles.
Clonality	Monoclonal
Clone	OTI2H6
Preservative	0.02% Sodium Azide
Isotype	IgG1
Purity	Immunogen affinity purified
Buffer	PBS (pH 7.3), 1.0% BSA and 50% Glycerol
Target Molecular Weight	33.3 kDa

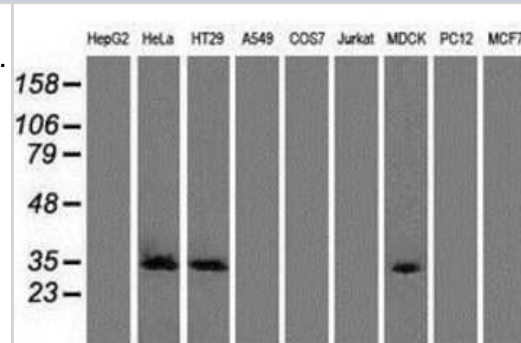
Product Description	
Description	Novus Biologicals Mouse Cdk5 Antibody (OTI2H6) (NBP1-47692) is a monoclonal antibody validated for use in WB, Flow and ICC/IF. All Novus Biologicals antibodies are covered by our 100% guarantee.
Host	Mouse
Gene ID	1020
Gene Symbol	CDK5
Species	Human, Mouse, Rat, Canine
Reactivity Notes	Please note that this antibody is reactive to Mouse and derived from the same host, Mouse. Mouse-On-Mouse blocking reagent may be needed for IHC and ICC experiments to reduce high background signal. You can find these reagents under catalog numbers PK-2200-NB and MP-2400-NB. Please contact Technical Support if you have any questions.
Specificity/Sensitivity	This antibody is specific for Homo sapiens cyclin-dependent kinase 5 (CDK5), transcript variant 1.
Immunogen	Full length human recombinant protein of human CDK5 (NP_004926) produced in HEK293T cell.

Product Application Details	
Applications	Western Blot, Flow Cytometry, Immunocytochemistry/ Immunofluorescence
Recommended Dilutions	Western Blot 1:1000-2000, Flow Cytometry 1:100, Immunocytochemistry/ Immunofluorescence 1:50-100

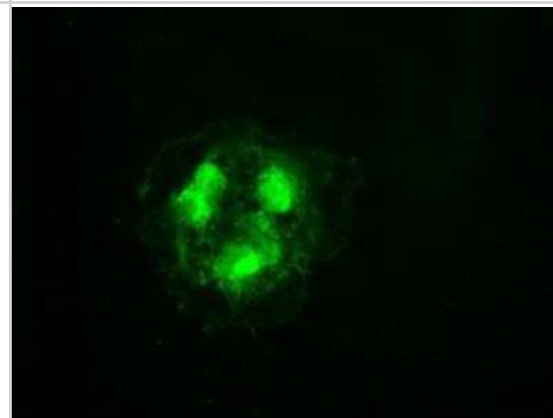


Images

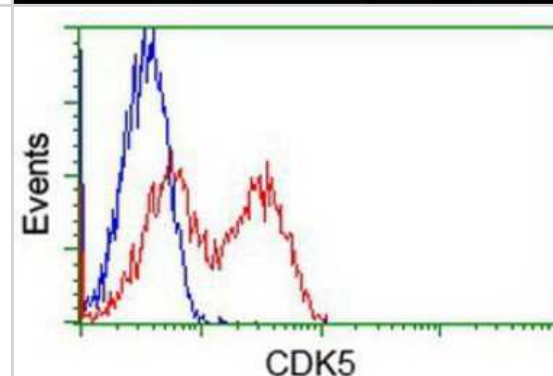
Western Blot: Cdk5 Antibody (2H6) [NBP1-47692] Analysis of extracts (35ug) from 9 different cell lines by using anti-Cdk5 monoclonal antibody.



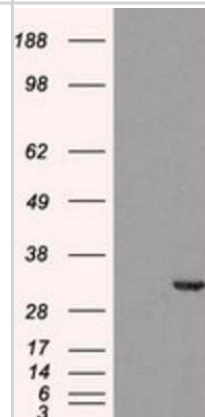
Immunocytochemistry/Immunofluorescence: Cdk5 Antibody (2H6) [NBP1-47692] - Staining of COS7 cells transiently transfected by pCMV6-ENTRY Cdk5.



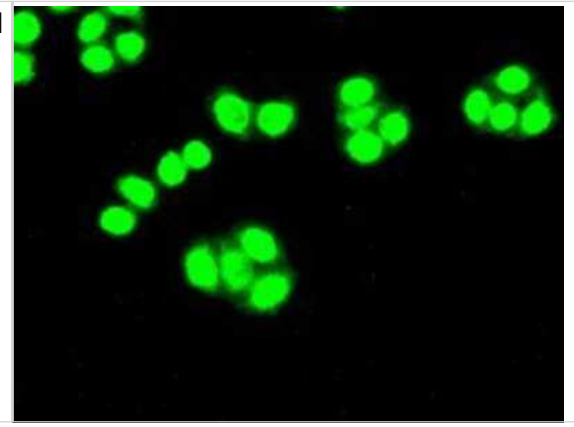
Flow Cytometry: Cdk5 Antibody (2H6) [NBP1-47692] - HEK293T cells transfected with either overexpression plasmid (Red) or empty vector control plasmid (Blue) were immunostained by anti-Cdk5 antibody, and then analyzed by flow cytometry.



Western Blot: Cdk5 Antibody (2H6) [NBP1-47692] - HEK293T cells were transfected with the pCMV6-ENTRY control (Left lane) or pCMV6-ENTRY Cdk5 (Right lane) cDNA for 48 hrs and lysed. Equivalent amounts of cell lysates (5 ug per lane) were separated by SDS-PAGE and immunoblotted with anti-Cdk5.



Immunocytochemistry/Immunofluorescence: Cdk5 Antibody (2H6) [NBP1-47692] - Immunofluorescent staining of HT29 cells using anti-Cdk5 mouse monoclonal antibody.





Novus Biologicals USA

10730 E. Briarwood Avenue
Centennial, CO 80112
USA
Phone: 303.730.1950
Toll Free: 1.888.506.6887
Fax: 303.730.1966
nb-customerservice@bio-techne.com

Bio-Techne Canada

21 Canmotor Ave
Toronto, ON M8Z 4E6
Canada
Phone: 905.827.6400
Toll Free: 855.668.8722
Fax: 905.827.6402
canada.inquires@bio-techne.com

Bio-Techne Ltd

19 Barton Lane
Abingdon Science Park
Abingdon, OX14 3NB, United Kingdom
Phone: (44) (0) 1235 529449
Free Phone: 0800 37 34 15
Fax: (44) (0) 1235 533420
info.EMEA@bio-techne.com

General Contact Information

www.novusbio.com
Technical Support: nb-technical@bio-techne.com
Orders: nb-customerservice@bio-techne.com
General: novus@novusbio.com

Products Related to NBP1-47692

HAF007	Goat anti-Mouse IgG Secondary Antibody [HRP]
NB720-B	Rabbit anti-Mouse IgG (H+L) Secondary Antibody [Biotin]
NBP1-97005-0.5mg	Mouse IgG1 Isotype Control (MG1)
NBP2-22975	Recombinant Human Cdk5 His Protein

Limitations

This product is for research use only and is not approved for use in humans or in clinical diagnosis. Primary Antibodies are guaranteed for 1 year from date of receipt.

For more information on our 100% guarantee, please visit www.novusbio.com/guarantee

Earn gift cards/discounts by submitting a review: www.novusbio.com/reviews/submit/NBP1-47692

Earn gift cards/discounts by submitting a publication using this product:
www.novusbio.com/publications

