

# Product Datasheet

## Integrin beta 2/CD18 Antibody (10E12) NBP1-47440

Unit Size: 0.1 ml

Store at 4C short term. Aliquot and store at -20C long term. Avoid freeze-thaw cycles.

[www.novusbio.com](http://www.novusbio.com)



[technical@novusbio.com](mailto:technical@novusbio.com)

Reviews: 1

Protocols, Publications, Related Products, Reviews, Research Tools and Images at:  
[www.novusbio.com/NBP1-47440](http://www.novusbio.com/NBP1-47440)

Updated 1/11/2026 v.20.1

Earn rewards for product  
reviews and publications.

Submit a publication at [www.novusbio.com/publications](http://www.novusbio.com/publications)

Submit a review at [www.novusbio.com/reviews/destination/NBP1-47440](http://www.novusbio.com/reviews/destination/NBP1-47440)



**NBP1-47440****Integrin beta 2/CD18 Antibody (10E12)**

<b>Product Information</b>	
<b>Unit Size</b>	0.1 ml
<b>Concentration</b>	This product is unpurified. The exact concentration of antibody is not quantifiable.
<b>Storage</b>	Store at 4C short term. Aliquot and store at -20C long term. Avoid freeze-thaw cycles.
<b>Clonality</b>	Monoclonal
<b>Clone</b>	10E12
<b>Preservative</b>	0.03% Sodium Azide
<b>Isotype</b>	IgG2b
<b>Purity</b>	Ascites
<b>Buffer</b>	Ascites
<b>Target Molecular Weight</b>	85 kDa

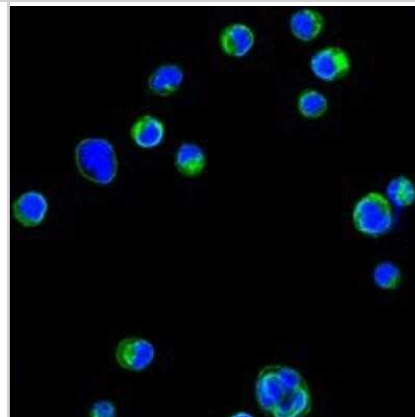
<b>Product Description</b>	
<b>Description</b>	Novus Biologicals Mouse Integrin beta 2/CD18 Antibody (10E12) (NBP1-47440) is a monoclonal antibody validated for use in IHC, ELISA and ICC/IF. All Novus Biologicals antibodies are covered by our 100% guarantee.
<b>Host</b>	Mouse
<b>Gene ID</b>	3689
<b>Gene Symbol</b>	ITGB2
<b>Species</b>	Human, Mouse
<b>Reactivity Notes</b>	Please note that this antibody is reactive to Mouse and derived from the same host, Mouse. Additional Mouse on Mouse blocking steps may be required for IHC and ICC experiments. Please contact Technical Support for more information.
<b>Immunogen</b>	Purified recombinant fragment of Integrin beta 2/CD18 expressed in E. Coli.

<b>Product Application Details</b>	
<b>Applications</b>	Immunohistochemistry-Paraffin, ELISA, Immunocytochemistry/Immunofluorescence, Immunohistochemistry
<b>Recommended Dilutions</b>	ELISA 1:10000, Immunohistochemistry, Immunocytochemistry/Immunofluorescence 1:200-1:1000, Immunohistochemistry-Paraffin
<b>Application Notes</b>	This Integrin beta 2/CD18 Antibody (10E12) is validated for IHC from a verified customer review.

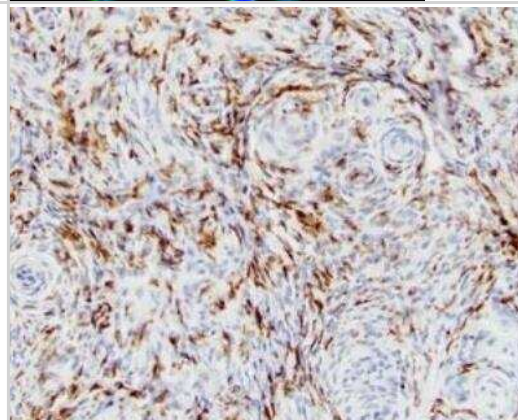


## Images

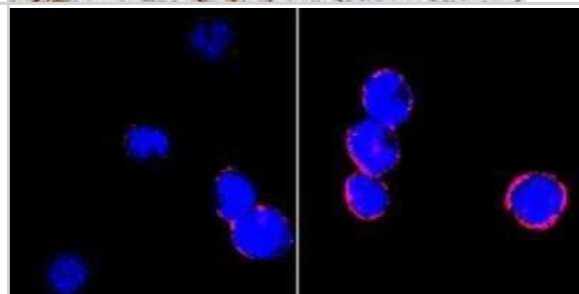
Immunocytochemistry/Immunofluorescence: Integrin beta 2/CD18 Antibody (10E12) [NBP1-47440] - Confocal immunofluorescence analysis of HL60 cells using anti-CD18 monoclonal antibody (green). Blue: DRAQ5 fluorescent DNA dye.



Immunohistochemistry-Paraffin: Integrin beta 2/CD18 Antibody (10E12) [NBP1-47440] - CD18 cells in mouse brain tumor tissue. Staining for antigen retrieval for 30 minutes. Primary antibody dilution is 1:200. Incubated overnight at 4 degree C. A DAB staining kit was used. IHC image submitted by a verified customer review.



Immunocytochemistry/Immunofluorescence: Integrin beta 2/CD18 Antibody (10E12) [NBP1-47440] - Confocal immunofluorescence analysis of BCBL-1 cells (left) and L1210 cells (right) using anti-CD18 monoclonal antibody (red). Blue: DRAQ5 fluorescent DNA dye.





### **Novus Biologicals USA**

10730 E. Briarwood Avenue  
Centennial, CO 80112  
USA  
Phone: 303.730.1950  
Toll Free: 1.888.506.6887  
Fax: 303.730.1966  
nb-customerservice@bio-techne.com

### **Bio-Techne Canada**

21 Canmotor Ave  
Toronto, ON M8Z 4E6  
Canada  
Phone: 905.827.6400  
Toll Free: 855.668.8722  
Fax: 905.827.6402  
canada.inquires@bio-techne.com

### **Bio-Techne Ltd**

19 Barton Lane  
Abingdon Science Park  
Abingdon, OX14 3NB, United Kingdom  
Phone: (44) (0) 1235 529449  
Free Phone: 0800 37 34 15  
Fax: (44) (0) 1235 533420  
info.EMEA@bio-techne.com

### **General Contact Information**

www.novusbio.com  
Technical Support: nb-technical@bio-techne.com  
Orders: nb-customerservice@bio-techne.com  
General: novus@novusbio.com

### **Products Related to NBP1-47440**

---

HAF007	Goat anti-Mouse IgG Secondary Antibody [HRP]
NB7539	Goat anti-Mouse IgG (H+L) Secondary Antibody [HRP]
NBP2-27231	Mouse IgG2b Isotype Control (MPC-11)
NBP2-52351-0.05mg	Recombinant Human Integrin beta 2/CD18 His Protein

---

### **Limitations**

This product is for research use only and is not approved for use in humans or in clinical diagnosis. Primary Antibodies are guaranteed for 1 year from date of receipt.

For more information on our 100% guarantee, please visit [www.novusbio.com/guarantee](http://www.novusbio.com/guarantee)

Earn gift cards/discounts by submitting a review: [www.novusbio.com/reviews/submit/NBP1-47440](http://www.novusbio.com/reviews/submit/NBP1-47440)

Earn gift cards/discounts by submitting a publication using this product:  
[www.novusbio.com/publications](http://www.novusbio.com/publications)

