

# Product Datasheet

## Nanog Antibody (1E6C4) - BSA Free NBP1-47427

Unit Size: 0.1 ml

Store at 4C short term. Aliquot and store at -20C long term. Avoid freeze-thaw cycles.

[www.novusbio.com](http://www.novusbio.com)



[technical@novusbio.com](mailto:technical@novusbio.com)

**Reviews: 1 Publications: 1**

Protocols, Publications, Related Products, Reviews, Research Tools and Images at:  
[www.novusbio.com/NBP1-47427](http://www.novusbio.com/NBP1-47427)

Updated 9/9/2025 v.20.1

Earn rewards for product  
reviews and publications.

Submit a publication at [www.novusbio.com/publications](http://www.novusbio.com/publications)

Submit a review at [www.novusbio.com/reviews/destination/NBP1-47427](http://www.novusbio.com/reviews/destination/NBP1-47427)



**NBP1-47427**

Nanog Antibody (1E6C4) - BSA Free

Product Information	
Unit Size	0.1 ml
Concentration	1.0 mg/ml
Storage	Store at 4C short term. Aliquot and store at -20C long term. Avoid freeze-thaw cycles.
Clonality	Monoclonal
Clone	1E6C4
Preservative	0.02% Sodium Azide
Isotype	IgG1
Purity	Protein G purified
Buffer	PBS
Target Molecular Weight	35 kDa

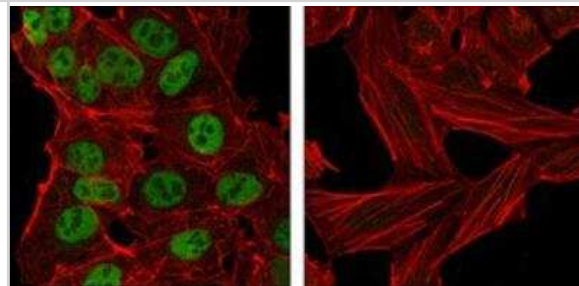
Product Description	
Description	Novus Biologicals Mouse Nanog Antibody (1E6C4) - BSA Free (NBP1-47427) is a monoclonal antibody validated for use in WB, ELISA and ICC/IF. Anti-Nanog Antibody: Cited in 1 publication. All Novus Biologicals antibodies are covered by our 100% guarantee.
Host	Mouse
Gene ID	79923
Gene Symbol	NANOG
Species	Human
Marker	Embryonic Stem Cell Marker
Immunogen	Purified recombinant fragment of human Nanog (amino acids 20-166) expressed in E. coli. [UniProt# Q9H9S0]

Product Application Details	
Applications	Western Blot, ELISA, Immunocytochemistry/ Immunofluorescence
Recommended Dilutions	Western Blot 1:500-1:2000, ELISA 1:10000, Immunocytochemistry/ Immunofluorescence 1:200-1:1000
Application Notes	This Nanog (1E6C4) antibody is useful for Western blot, Immunocytochemistry/Immunofluorescence and ELISA.

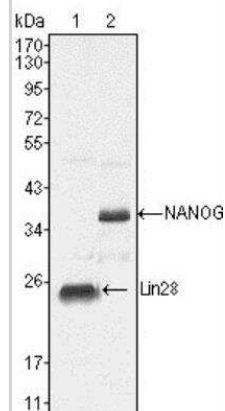


## Images

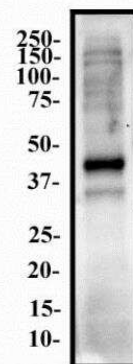
Immunocytochemistry/Immunofluorescence: Nanog Antibody (1E6C4) [NBP1-47427] - Confocal immunofluorescence analysis of NTERA-2 cells (left) and HeLa cells (right) using anti-Nanog Mouse mAb (green). Red: Actin filaments have been labeled with DY-554 phalloidin.



Western Blot: Nanog Antibody (1E6C4) [NBP1-47427] - Western blot analysis using anti-Nanog monoclonal antibody against NTERA-2 cell lysate (lane 2).



Western Blot: Nanog Antibody (1E6C4) [NBP1-47427] - Whole cell protein from NTERA-2 was separated on a 12% gel by SDS-PAGE, transferred to PVDF membrane and blocked in 5% non-fat milk in TBST. The membrane was probed with 2.0 mg/ml anti-Nanog in 1% milk. Protein was detected with an anti-mouse HRP secondary antibody using chemiluminescence.



## Publications

T Bikkuzin, Y Shi, B Sun, Y Guo, X Jin, Z Han, V Pavlov, H Zhang Human induced pluripotent stem cell line HMUi001-A derived from corneal stromal cells Stem Cell Res, 2019-02-15;37(0):101409. 2019-02-15 [PMID: 31121475]



### **Novus Biologicals USA**

10730 E. Briarwood Avenue  
Centennial, CO 80112  
USA  
Phone: 303.730.1950  
Toll Free: 1.888.506.6887  
Fax: 303.730.1966  
nb-customerservice@bio-techne.com

### **Bio-Techne Canada**

21 Canmotor Ave  
Toronto, ON M8Z 4E6  
Canada  
Phone: 905.827.6400  
Toll Free: 855.668.8722  
Fax: 905.827.6402  
canada.inquires@bio-techne.com

### **Bio-Techne Ltd**

19 Barton Lane  
Abingdon Science Park  
Abingdon, OX14 3NB, United Kingdom  
Phone: (44) (0) 1235 529449  
Free Phone: 0800 37 34 15  
Fax: (44) (0) 1235 533420  
info.EMEA@bio-techne.com

### **General Contact Information**

www.novusbio.com  
Technical Support: nb-technical@bio-techne.com  
Orders: nb-customerservice@bio-techne.com  
General: novus@novusbio.com

### **Products Related to NBP1-47427**

---

NBP1-44968	NTERA-2 Whole Cell Lysate
NBP2-33376H	Blue Marker Antibody (6F4-F6) [HRP]
HAF007	Goat anti-Mouse IgG Secondary Antibody [HRP]
NB7539	Goat anti-Mouse IgG (H+L) Secondary Antibody [HRP]
NBP1-97005-0.5mg	Mouse IgG1 Isotype Control (MG1)

---

### **Limitations**

This product is for research use only and is not approved for use in humans or in clinical diagnosis. Primary Antibodies are guaranteed for 1 year from date of receipt.

For more information on our 100% guarantee, please visit [www.novusbio.com/guarantee](http://www.novusbio.com/guarantee)

Earn gift cards/discounts by submitting a review: [www.novusbio.com/reviews/submit/NBP1-47427](http://www.novusbio.com/reviews/submit/NBP1-47427)

Earn gift cards/discounts by submitting a publication using this product:  
[www.novusbio.com/publications](http://www.novusbio.com/publications)

