

# Product Datasheet

## NPM1 Antibody (7H10B9)

### NBP1-47354

Unit Size: 0.1 ml

Store at 4C short term. Aliquot and store at -20C long term. Avoid freeze-thaw cycles.

[www.novusbio.com](http://www.novusbio.com)



[technical@novusbio.com](mailto:technical@novusbio.com)

#### Publications: 2

Protocols, Publications, Related Products, Reviews, Research Tools and Images at:  
[www.novusbio.com/NBP1-47354](http://www.novusbio.com/NBP1-47354)

Updated 1/11/2026 v.20.1

Earn rewards for product reviews and publications.

Submit a publication at [www.novusbio.com/publications](http://www.novusbio.com/publications)

Submit a review at [www.novusbio.com/reviews/destination/NBP1-47354](http://www.novusbio.com/reviews/destination/NBP1-47354)



**NBP1-47354**

NPM1 Antibody (7H10B9)

<b>Product Information</b>	
<b>Unit Size</b>	0.1 ml
<b>Concentration</b>	This product is unpurified. The exact concentration of antibody is not quantifiable.
<b>Storage</b>	Store at 4C short term. Aliquot and store at -20C long term. Avoid freeze-thaw cycles.
<b>Clonality</b>	Monoclonal
<b>Clone</b>	7H10B9
<b>Preservative</b>	0.03% Sodium Azide
<b>Isotype</b>	IgG1
<b>Purity</b>	Ascites
<b>Buffer</b>	Ascites
<b>Target Molecular Weight</b>	33 kDa

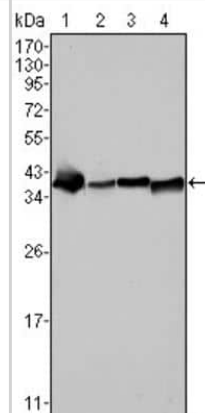
<b>Product Description</b>	
<b>Description</b>	Novus Biologicals Mouse NPM1 Antibody (7H10B9) (NBP1-47354) is a monoclonal antibody validated for use in IHC, WB, ELISA and ICC/IF. Anti-NPM1 Antibody: Cited in 2 publications. All Novus Biologicals antibodies are covered by our 100% guarantee.
<b>Host</b>	Mouse
<b>Gene ID</b>	4869
<b>Gene Symbol</b>	NPM1
<b>Species</b>	Human, Monkey
<b>Immunogen</b>	Purified recombinant fragment of human NPM (2-265) expressed in E. Coli.

<b>Product Application Details</b>	
<b>Applications</b>	Western Blot, Immunohistochemistry-Paraffin, ELISA, Immunocytochemistry/Immunofluorescence, Immunohistochemistry
<b>Recommended Dilutions</b>	Western Blot 1:500 - 1:2000, ELISA 1:10000, Immunohistochemistry 1:200-1:1000, Immunocytochemistry/ Immunofluorescence 1:200 - 1:1000, Immunohistochemistry-Paraffin 1:200 - 1:1000

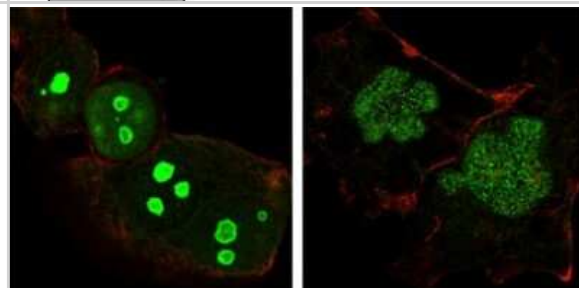


## Images

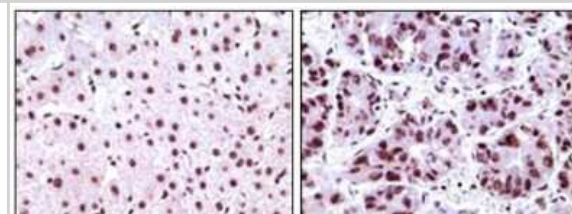
Western Blot: NPM1 Antibody (7H10B9) [NBP1-47354] - Analysis using NPM mouse mAb against SMMC-7721 (1), HepG2 (2), Hela (3) and HEK293 (4) cell lysate.



Immunocytochemistry/Immunofluorescence: NPM1 Antibody (7H10B9) [NBP1-47354] - Analysis of Hela (left) and NTERA-2 (right) cells using NPM mouse mAb (green). Red: Actin filaments have been labeled with DY-554 phalloidin.



Immunohistochemistry-Paraffin: NPM1 Antibody (7H10B9) [NBP1-47354] - Analysis of human liver carcinoma tissues, showing nuclear localization using NPM mouse mAb with DAB staining.



## Publications

Glushonkov O, Real E, Boutant E et al. Optimized protocol for combined PALM-dSTORM imaging Sci Rep 2018-06-08 [PMID: 29884886] (ICC/IF, Human)

Morgado-Palacin L, Llanos S, Urbano M et al. Non-genotoxic activation of p53 through the RPL11-dependent ribosomal stress pathway. Carcinogenesis. 2014-10-24 [PMID: 25344835] (WB)



### **Novus Biologicals USA**

10730 E. Briarwood Avenue  
Centennial, CO 80112  
USA  
Phone: 303.730.1950  
Toll Free: 1.888.506.6887  
Fax: 303.730.1966  
nb-customerservice@bio-techne.com

### **Bio-Techne Canada**

21 Canmotor Ave  
Toronto, ON M8Z 4E6  
Canada  
Phone: 905.827.6400  
Toll Free: 855.668.8722  
Fax: 905.827.6402  
canada.inquires@bio-techne.com

### **Bio-Techne Ltd**

19 Barton Lane  
Abingdon Science Park  
Abingdon, OX14 3NB, United Kingdom  
Phone: (44) (0) 1235 529449  
Free Phone: 0800 37 34 15  
Fax: (44) (0) 1235 533420  
info.EMEA@bio-techne.com

### **General Contact Information**

www.novusbio.com  
Technical Support: nb-technical@bio-techne.com  
Orders: nb-customerservice@bio-techne.com  
General: novus@novusbio.com

### **Products Related to NBP1-47354**

---

NBP2-33376H	Blue Marker Antibody (6F4-F6) [HRP]
HAF007	Goat anti-Mouse IgG Secondary Antibody [HRP]
NB7539	Goat anti-Mouse IgG (H+L) Secondary Antibody [HRP]
NBP1-97005-0.5mg	Mouse IgG1 Isotype Control (MG1)

---

### **Limitations**

This product is for research use only and is not approved for use in humans or in clinical diagnosis. Primary Antibodies are guaranteed for 1 year from date of receipt.

For more information on our 100% guarantee, please visit [www.novusbio.com/guarantee](http://www.novusbio.com/guarantee)

Earn gift cards/discounts by submitting a review: [www.novusbio.com/reviews/submit/NBP1-47354](http://www.novusbio.com/reviews/submit/NBP1-47354)

Earn gift cards/discounts by submitting a publication using this product:  
[www.novusbio.com/publications](http://www.novusbio.com/publications)

