

# Product Datasheet

## AG-3/AGR3 Antibody (AGR3.1) - BSA Free NBP1-45004

Unit Size: 0.1 mg

Store at 4C. Do not freeze.

[www.novusbio.com](http://www.novusbio.com)



[technical@novusbio.com](mailto:technical@novusbio.com)

Protocols, Publications, Related Products, Reviews, Research Tools and Images at:  
[www.novusbio.com/NBP1-45004](http://www.novusbio.com/NBP1-45004)

Updated 9/9/2025 v.20.1

Earn rewards for product  
reviews and publications.

Submit a publication at [www.novusbio.com/publications](http://www.novusbio.com/publications)

Submit a review at [www.novusbio.com/reviews/destination/NBP1-45004](http://www.novusbio.com/reviews/destination/NBP1-45004)



**NBP1-45004**

AG-3/AGR3 Antibody (AGR3.1) - BSA Free

<b>Product Information</b>	
<b>Unit Size</b>	0.1 mg
<b>Concentration</b>	1 mg/ml
<b>Storage</b>	Store at 4C. Do not freeze.
<b>Clonality</b>	Monoclonal
<b>Clone</b>	AGR3.1
<b>Preservative</b>	15mM Sodium Azide
<b>Isotype</b>	IgG1
<b>Purity</b>	Protein A purified
<b>Buffer</b>	Phosphate buffered saline (PBS), pH 7.4
<b>Target Molecular Weight</b>	20 kDa


<b>Product Description</b>	
<b>Description</b>	Novus Biologicals Mouse AG-3/AGR3 Antibody (AGR3.1) - BSA Free (NBP1-45004) is a monoclonal antibody validated for use in IHC, WB and ICC/IF. All Novus Biologicals antibodies are covered by our 100% guarantee.
<b>Host</b>	Mouse
<b>Gene ID</b>	155465
<b>Gene Symbol</b>	AGR3
<b>Species</b>	Human
<b>Specificity/Sensitivity</b>	The antibody AGR3.1 recognizes the epitope HETTDKNLS within the AGR3 (AG3) protein (19-20 kDa); a secreted cytoplasmic protein which can serve as a marker of carcinogenesis.
<b>Immunogen</b>	Purified human AGR3 protein

<b>Product Application Details</b>	
<b>Applications</b>	Western Blot, Immunohistochemistry-Paraffin, Immunocytochemistry/Immunofluorescence, Immunohistochemistry, Immunohistochemistry-Frozen
<b>Recommended Dilutions</b>	Western Blot 1 ug/ml, Immunohistochemistry 1 ug/ml, Immunocytochemistry/Immunofluorescence 1 ug/ml, Immunohistochemistry-Paraffin 1 ug/ml, Immunohistochemistry-Frozen 1 ug/ml

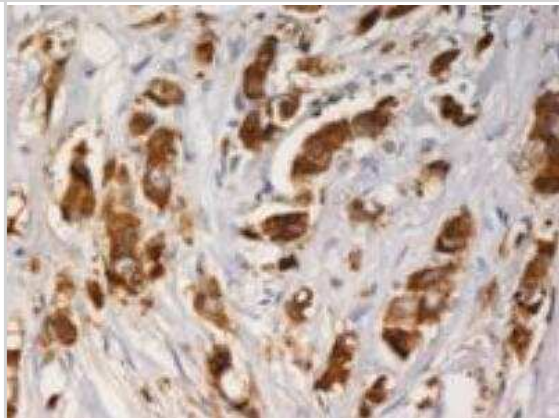


## Images

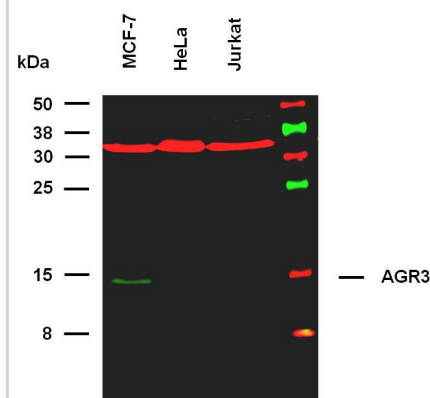
Western Blot: AG-3/AGR3 Antibody (AGR3.1) [NBP1-45004] - Analysis of AGR3 protein by AGR3.1 and AGR3.2 antibody, and of AGR3 and AGR2 protein by AGR3.4 antibody in T47D breast cancer cell line compared to H1229 lung carcinoma cell line.



Immunohistochemistry: AG-3/AGR3 Antibody (AGR3.1) [NBP1-45004] - Staining of AGR3 with mouse monoclonal AGR3.1 in paraffin-embedded sections of breast carcinoma.



Western Blot: Mouse Monoclonal AG-3/AGR3 Antibody (AGR3.1) [NBP1-45004] - Western blotting analysis was performed on whole cell extracts (HOT lysis buffer) of MCF-7, HeLa, and Jurkat cell lines, mixed and heated (100C, 5 min) with reducing SDS-loading buffer. Samples were resolved using 15% SDS-PAGE gel. Nitrocellulose membrane blot was probed with mouse IgG1 monoclonal antibody AGR3.1 (1 ug/ml), followed by IRDye 800CW Goat-anti-Mouse IgG (green). Multiplex fluorescent Western blot detection was performed. AGR3 molecules were detected at ~ 14 kDa in MCF-7 cell line.





### **Novus Biologicals USA**

10730 E. Briarwood Avenue  
Centennial, CO 80112  
USA  
Phone: 303.730.1950  
Toll Free: 1.888.506.6887  
Fax: 303.730.1966  
nb-customerservice@bio-techne.com

### **Bio-Techne Canada**

21 Canmotor Ave  
Toronto, ON M8Z 4E6  
Canada  
Phone: 905.827.6400  
Toll Free: 855.668.8722  
Fax: 905.827.6402  
canada.inquires@bio-techne.com

### **Bio-Techne Ltd**

19 Barton Lane  
Abingdon Science Park  
Abingdon, OX14 3NB, United Kingdom  
Phone: (44) (0) 1235 529449  
Free Phone: 0800 37 34 15  
Fax: (44) (0) 1235 533420  
info.EMEA@bio-techne.com

### **General Contact Information**

www.novusbio.com  
Technical Support: nb-technical@bio-techne.com  
Orders: nb-customerservice@bio-techne.com  
General: novus@novusbio.com

### **Products Related to NBP1-45004**

---

NBP2-33376H	Blue Marker Antibody (6F4-F6) [HRP]
HAF007	Goat anti-Mouse IgG Secondary Antibody [HRP]
NB7539	Goat anti-Mouse IgG (H+L) Secondary Antibody [HRP]
NBP1-97005-0.5mg	Mouse IgG1 Isotype Control (MG1)

---

### **Limitations**

This product is for research use only and is not approved for use in humans or in clinical diagnosis. Primary Antibodies are guaranteed for 1 year from date of receipt.

For more information on our 100% guarantee, please visit [www.novusbio.com/guarantee](http://www.novusbio.com/guarantee)

Earn gift cards/discounts by submitting a review: [www.novusbio.com/reviews/submit/NBP1-45004](http://www.novusbio.com/reviews/submit/NBP1-45004)

Earn gift cards/discounts by submitting a publication using this product:  
[www.novusbio.com/publications](http://www.novusbio.com/publications)

