

Product Datasheet

EGFR [p Tyr992] Antibody (EM-12) - BSA Free NBP1-44894

Unit Size: 0.1 mg

Store at 4C. Do not freeze.

www.novusbio.com



technical@novusbio.com

Protocols, Publications, Related Products, Reviews, Research Tools and Images at:
www.novusbio.com/NBP1-44894

Updated 9/9/2025 v.20.1

Earn rewards for product
reviews and publications.

Submit a publication at www.novusbio.com/publications

Submit a review at www.novusbio.com/reviews/destination/NBP1-44894



NBP1-44894

EGFR [p Tyr992] Antibody (EM-12) - BSA Free

Product Information	
Unit Size	0.1 mg
Concentration	1 mg/ml
Storage	Store at 4C. Do not freeze.
Clonality	Monoclonal
Clone	EM-12
Preservative	15mM Sodium Azide
Isotype	IgG1
Purity	Protein A purified
Buffer	Phosphate buffered saline (PBS), pH 7.4

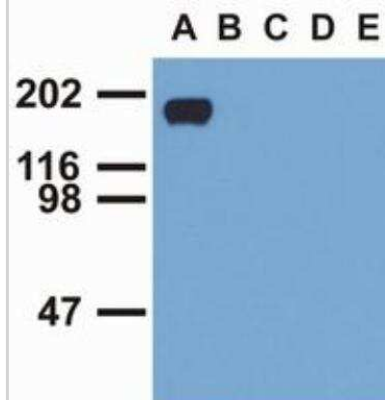
Product Description	
Description	Novus Biologicals Mouse EGFR [p Tyr992] Antibody (EM-12) - BSA Free (NBP1-44894) is a monoclonal antibody validated for use in WB, Flow and IP. All Novus Biologicals antibodies are covered by our 100% guarantee.
Host	Mouse
Gene ID	1956
Gene Symbol	EGFR
Species	Human
Specificity/Sensitivity	The antibody EM-12 reacts with human EGFR (ErbB1 / HER1) phosphorylated on tyrosine 992.
Immunogen	Synthetic phospho-peptide covering sequence around tyrosine 992 of human EGFR.

Product Application Details	
Applications	Western Blot, Flow (Intracellular), Immunoprecipitation, CyTOF-ready
Recommended Dilutions	Western Blot 1 ug/ml, Immunoprecipitation 1:50, Flow (Intracellular) 1-4 ug/ml, CyTOF-ready
Application Notes	This antibody is Cytof ready.

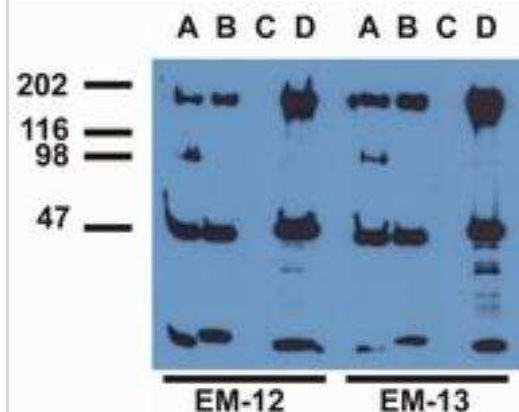


Images

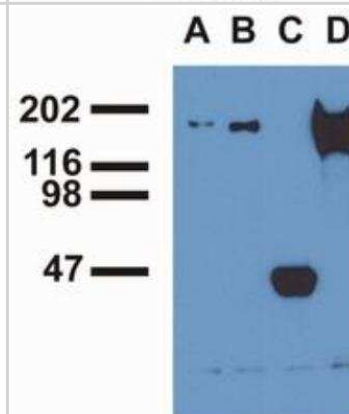
Western Blot: EGF R/ErbB1 [p Tyr992] Antibody (EM-12) [NBP1-44894] - Analysis of EGFR (phospho-Tyr992) by mouse monoclonal antibody EM-12 in EGF-treated A431 (A), CALU-3 (B), MCF-7 (C), Jurkat (D) and Ramos (E) cell lines (reduced conditions).



Immunoprecipitation: EGF R/ErbB1 [p Tyr992] Antibody (EM-12) [NBP1-44894] - EGFR from EGF-treated A431 cells by monoclonal antibodies EM-12 (A), EM-13 (B), a commercial anti-EGFR polyclonal antibody (C) and anti-EGFR monoclonal (D). The precipitates were immunoblotted with EM-12 or EM-13 antibody, and goat anti-mouse-HRP.



Immunoprecipitation: EGF R/ErbB1 [p Tyr992] Antibody (EM-12) [NBP1-44894] - EGFR from EGF-treated A431 cells by phosphospecific monoclonal antibodies EM-12 (A), EM-13 (B), a commercial anti-EGFR polyclonal antibody (C) and anti-EGFR monoclonal (D). The precipitates were immunoblotted with a commercial anti-EGFR polyclonal and goat anti-rabbit-HRP.





Novus Biologicals USA

10730 E. Briarwood Avenue
Centennial, CO 80112
USA
Phone: 303.730.1950
Toll Free: 1.888.506.6887
Fax: 303.730.1966
nb-customerservice@bio-techne.com

Bio-Techne Canada

21 Canmotor Ave
Toronto, ON M8Z 4E6
Canada
Phone: 905.827.6400
Toll Free: 855.668.8722
Fax: 905.827.6402
canada.inquires@bio-techne.com

Bio-Techne Ltd

19 Barton Lane
Abingdon Science Park
Abingdon, OX14 3NB, United Kingdom
Phone: (44) (0) 1235 529449
Free Phone: 0800 37 34 15
Fax: (44) (0) 1235 533420
info.EMEA@bio-techne.com

General Contact Information

www.novusbio.com
Technical Support: nb-technical@bio-techne.com
Orders: nb-customerservice@bio-techne.com
General: novus@novusbio.com

Products Related to NBP1-44894

NBP2-33376H	Blue Marker Antibody (6F4-F6) [HRP]
HAF007	Goat anti-Mouse IgG Secondary Antibody [HRP]
NB7539	Goat anti-Mouse IgG (H+L) Secondary Antibody [HRP]
NBP1-97005-0.5mg	Mouse IgG1 Isotype Control (MG1)

Limitations

This product is for research use only and is not approved for use in humans or in clinical diagnosis. Primary Antibodies are guaranteed for 1 year from date of receipt.

For more information on our 100% guarantee, please visit www.novusbio.com/guarantee

Earn gift cards/discounts by submitting a review: www.novusbio.com/reviews/submit/NBP1-44894

Earn gift cards/discounts by submitting a publication using this product:
www.novusbio.com/publications

