

# Product Datasheet

## CD9 Antibody (EM-04) - BSA Free NBP1-44876

Unit Size: 0.1 mg

Store at 4C. Do not freeze.

[www.novusbio.com](http://www.novusbio.com)



[technical@novusbio.com](mailto:technical@novusbio.com)

### Publications: 2

Protocols, Publications, Related Products, Reviews, Research Tools and Images at:  
[www.novusbio.com/NBP1-44876](http://www.novusbio.com/NBP1-44876)

Updated 9/9/2025 v.20.1

Earn rewards for product  
reviews and publications.

Submit a publication at [www.novusbio.com/publications](http://www.novusbio.com/publications)

Submit a review at [www.novusbio.com/reviews/destination/NBP1-44876](http://www.novusbio.com/reviews/destination/NBP1-44876)



**NBP1-44876**

CD9 Antibody (EM-04) - BSA Free

Product Information	
<b>Unit Size</b>	0.1 mg
<b>Concentration</b>	1 mg/ml
<b>Storage</b>	Store at 4C. Do not freeze.
<b>Clonality</b>	Monoclonal
<b>Clone</b>	EM-04
<b>Preservative</b>	15mM Sodium Azide
<b>Isotype</b>	IgG1
<b>Purity</b>	Protein G purified
<b>Buffer</b>	Phosphate buffered saline (PBS), pH 7.4
<b>Target Molecular Weight</b>	24 kDa

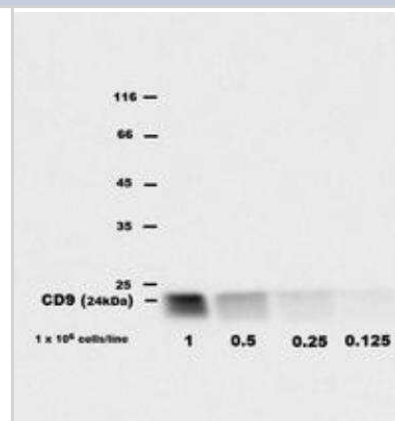
Product Description	
<b>Description</b>	Novus Biologicals Rat CD9 Antibody (EM-04) - BSA Free (NBP1-44876) is a monoclonal antibody validated for use in WB, Flow, ICC/IF and IP. Anti-CD9 Antibody: Cited in 2 publications. All Novus Biologicals antibodies are covered by our 100% guarantee.
<b>Host</b>	Rat
<b>Gene ID</b>	928
<b>Gene Symbol</b>	CD9
<b>Species</b>	Mouse
<b>Specificity/Sensitivity</b>	The rat monoclonal antibody EM-04 recognizes CD9 antigen, a 24 kDa transmembrane protein expressed on platelets, monocytes, pre-B lymphocytes, granulocytes and activated T lymphocytes.
<b>Immunogen</b>	Permeabilized murine bone marrow-derived mast cells (BMMC).

Product Application Details	
<b>Applications</b>	Western Blot, Flow Cytometry, Immunocytochemistry/ Immunofluorescence, Immunoprecipitation, CyTOF-ready
<b>Recommended Dilutions</b>	Western Blot 1 ug/ml, Flow Cytometry 4 ug/ml, Immunocytochemistry/ Immunofluorescence 1:10-1:2000, Immunoprecipitation 1:50, CyTOF-ready
<b>Application Notes</b>	Western Blotting: non-reducing conditions. This antibody is CyTOF ready.

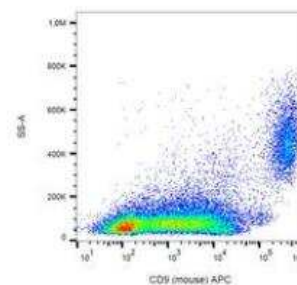


## Images

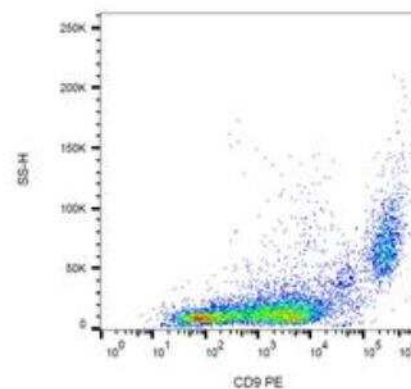
Western Blot: CD9 Antibody (EM-04) [NBP1-44876] - Detection of CD9 in bone marrow-derived mast cell (BMMC) lysates by rat monoclonal EM-04 antibody.



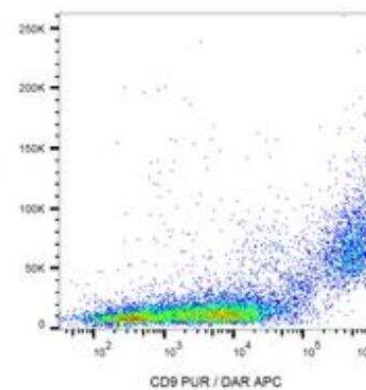
Flow Cytometry: CD9 Antibody (EM-04) [NBP1-44876] - Surface staining of CD9 in murine peritoneal fluid cells with anti-CD9 (EM-04) APC.



Flow Cytometry: CD9 Antibody (EM-04) [NBP1-44876] - Surface staining of CD9 in murine peritoneal fluid cells with anti-CD9 (EM-04) PE



Flow Cytometry: CD9 Antibody (EM-04) [NBP1-44876] - Surface staining of CD9 in murine peritoneal fluid cells with anti-CD9 (EM-04) purified, DAR-APC.



## Publications

Knuth CM, Barayan D, Lee JH et Al. Subcutaneous white adipose tissue independently regulates burn-induced hypermetabolism via immune-adipose crosstalk Cell Rep 2024-01-31 [PMID: 38117653]

Lee J, Ealey K, Patel y et al. Characterization of adipose depot-specific stromal cell populations by single cell mass cytometry iScience 2022-03-01 [PMID: 35434565]





### **Novus Biologicals USA**

10730 E. Briarwood Avenue  
Centennial, CO 80112  
USA  
Phone: 303.730.1950  
Toll Free: 1.888.506.6887  
Fax: 303.730.1966  
nb-customerservice@bio-techne.com

### **Bio-Techne Canada**

21 Canmotor Ave  
Toronto, ON M8Z 4E6  
Canada  
Phone: 905.827.6400  
Toll Free: 855.668.8722  
Fax: 905.827.6402  
canada.inquires@bio-techne.com

### **Bio-Techne Ltd**

19 Barton Lane  
Abingdon Science Park  
Abingdon, OX14 3NB, United Kingdom  
Phone: (44) (0) 1235 529449  
Free Phone: 0800 37 34 15  
Fax: (44) (0) 1235 533420  
info.EMEA@bio-techne.com

### **General Contact Information**

www.novusbio.com  
Technical Support: nb-technical@bio-techne.com  
Orders: nb-customerservice@bio-techne.com  
General: novus@novusbio.com

### **Products Related to NBP1-44876**

---

NBP2-33376H	Blue Marker Antibody (6F4-F6) [HRP]
HAF005	Goat anti-Rat IgG Secondary Antibody [HRP]
NB7115	Goat anti-Rat IgG (H+L) Secondary Antibody [HRP]
DDXCR01	Rat IgG1 Isotype Control

---

### **Limitations**

This product is for research use only and is not approved for use in humans or in clinical diagnosis. Primary Antibodies are guaranteed for 1 year from date of receipt.

For more information on our 100% guarantee, please visit [www.novusbio.com/guarantee](http://www.novusbio.com/guarantee)

Earn gift cards/discounts by submitting a review: [www.novusbio.com/reviews/submit/NBP1-44876](http://www.novusbio.com/reviews/submit/NBP1-44876)

Earn gift cards/discounts by submitting a publication using this product:  
[www.novusbio.com/publications](http://www.novusbio.com/publications)

