

Product Datasheet

ENPP-3/CD203c Antibody (NP4D6) - BSA Free NBP1-44643

Unit Size: 0.1 mg

Store at 4C. Do not freeze.

www.novusbio.com



technical@novusbio.com

Protocols, Publications, Related Products, Reviews, Research Tools and Images at:
www.novusbio.com/NBP1-44643

Updated 9/9/2025 v.20.1

Earn rewards for product
reviews and publications.

Submit a publication at www.novusbio.com/publications

Submit a review at www.novusbio.com/reviews/destination/NBP1-44643



NBP1-44643

ENPP-3/CD203c Antibody (NP4D6) - BSA Free

Product Information	
Unit Size	0.1 mg
Concentration	1 mg/ml
Storage	Store at 4C. Do not freeze.
Clonality	Monoclonal
Clone	NP4D6
Preservative	0.02% Sodium Azide
Isotype	IgG1
Purity	Protein A purified
Buffer	PBS

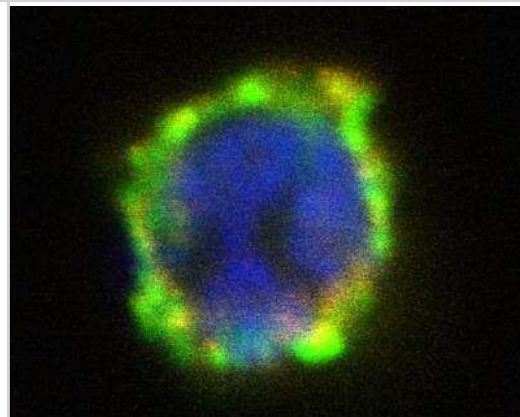
Product Description	
Description	Novus Biologicals Mouse ENPP-3/CD203c Antibody (NP4D6) - BSA Free (NBP1-44643) is a monoclonal antibody validated for use in Flow and ICC/IF. All Novus Biologicals antibodies are covered by our 100% guarantee.
Host	Mouse
Gene ID	5169
Gene Symbol	ENPP3
Species	Human
Specificity/Sensitivity	The mouse monoclonal antibody NP4D6 reacts with CD203c, a transmembrane ectoenzyme expressed on basophils and mast cells, and overexpressed upon their activation. HLDA VIII
Immunogen	HEK-293 cells transfected with human CD203c

Product Application Details	
Applications	Flow Cytometry, Immunocytochemistry/ Immunofluorescence, CyTOF-ready
Recommended Dilutions	Flow Cytometry 1 - 5 ug/ml, Immunocytochemistry/ Immunofluorescence 1:10-1:2000, CyTOF-ready
Application Notes	This antibody is Cytof ready.

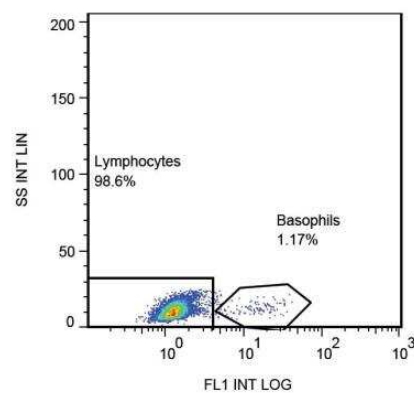


Images

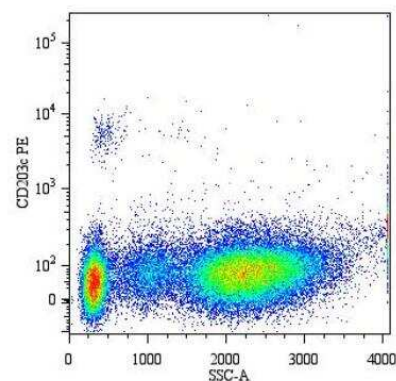
Immunocytochemistry/Immunofluorescence: ENPP-3/CD203c Antibody (NP4D6) [NBP1-44643] - Staining of activated human basophil by FITC-conjugated anti-CD63 (clone MEM-259, green) and PE-conjugated anti-CD203c (clone NP4D6, red); merged signal yellow. DNA visualized by DAPI (blue).



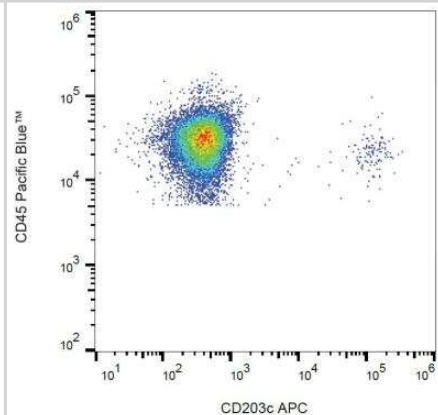
Flow Cytometry: ENPP-3/CD203c Antibody (NP4D6) [NBP1-44643] - Staining of human peripheral blood by anti-CD203c antibody (NP4D6) FITC.



Flow Cytometry: ENPP-3/CD203c Antibody (NP4D6) [NBP1-44643] - Staining of human basophils in allergen-stimulated whole blood (CD203cpos/ SSClow) by anti-CD203c antibody (NP4D6)



Flow Cytometry: ENPP-3/CD203c Antibody (NP4D6) [NBP1-44643] - Staining of human basophils in IgE-activated whole blood by anti-CD203c antibody (NP4D6) APC.





Novus Biologicals USA

10730 E. Briarwood Avenue
Centennial, CO 80112
USA
Phone: 303.730.1950
Toll Free: 1.888.506.6887
Fax: 303.730.1966
nb-customerservice@bio-techne.com

Bio-Techne Canada

21 Canmotor Ave
Toronto, ON M8Z 4E6
Canada
Phone: 905.827.6400
Toll Free: 855.668.8722
Fax: 905.827.6402
canada.inquires@bio-techne.com

Bio-Techne Ltd

19 Barton Lane
Abingdon Science Park
Abingdon, OX14 3NB, United Kingdom
Phone: (44) (0) 1235 529449
Free Phone: 0800 37 34 15
Fax: (44) (0) 1235 533420
info.EMEA@bio-techne.com

General Contact Information

www.novusbio.com
Technical Support: nb-technical@bio-techne.com
Orders: nb-customerservice@bio-techne.com
General: novus@novusbio.com

Products Related to NBP1-44643

HAF007	Goat anti-Mouse IgG Secondary Antibody [HRP]
NB7539	Goat anti-Mouse IgG (H+L) Secondary Antibody [HRP]
NBP1-97005-0.5mg	Mouse IgG1 Isotype Control (MG1)
NBP1-44643APC	ENPP-3/CD203c Antibody (NP4D6) [Allophycocyanin]

Limitations

This product is for research use only and is not approved for use in humans or in clinical diagnosis. Primary Antibodies are guaranteed for 1 year from date of receipt.

For more information on our 100% guarantee, please visit www.novusbio.com/guarantee

Earn gift cards/discounts by submitting a review: www.novusbio.com/reviews/submit/NBP1-44643

Earn gift cards/discounts by submitting a publication using this product:
www.novusbio.com/publications

