

Product Datasheet

B7-1/CD80 Antibody (2D10.4) - BSA Free **NBP1-43384-0.1mg**

Unit Size: 0.1 mg

Store at 4C. Do not freeze.

www.novusbio.com



technical@novusbio.com

Publications: 2

Protocols, Publications, Related Products, Reviews, Research Tools and Images at:
www.novusbio.com/NBP1-43384

Updated 9/9/2025 v.20.1

Earn rewards for product
reviews and publications.

Submit a publication at www.novusbio.com/publications

Submit a review at www.novusbio.com/reviews/destination/NBP1-43384



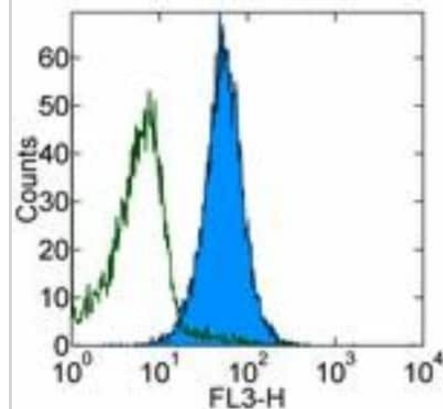
NBP1-43384-0.1mg

B7-1/CD80 Antibody (2D10.4) - BSA Free

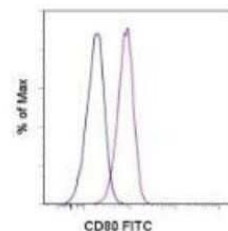
Product Information	
Unit Size	0.1 mg
Concentration	Concentrations vary lot to lot. See vial label for concentration. If unlisted please contact technical services.
Storage	Store at 4C. Do not freeze.
Clonality	Monoclonal
Clone	2D10.4
Preservative	0.09% Sodium Azide
Isotype	IgG1 Kappa
Purity	Protein A or G purified
Buffer	PBS (pH 7.2)
Product Description	
Description	Novus Biologicals Mouse B7-1/CD80 Antibody (2D10.4) - BSA Free (NBP1-43384) is a monoclonal antibody validated for use in Flow. Anti-B7-1/CD80 Antibody: Cited in 2 publications. All Novus Biologicals antibodies are covered by our 100% guarantee.
Host	Mouse
Gene ID	941
Gene Symbol	CD80
Species	Human
Immunogen	The immunogen for this antibody was CD80.
Product Application Details	
Applications	Flow Cytometry, Functional
Recommended Dilutions	Flow Cytometry 1:10-1:1000, Functional
Application Notes	The 2D10.4 antibody has been tested by flow cytometric analysis of human peripheral blood leukocytes. This can be used at less than or equal to 1 ug per test. Cell number should be determined empirically but can range from 10 ⁵ to 10 ⁸ cells/test. Use in functional reported in scientific literature (PMID 15951837)

Images

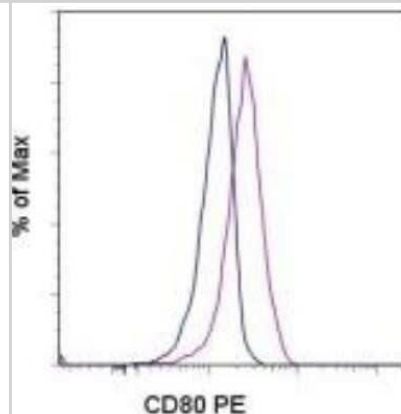
Flow Cytometry: B7-1/CD80 Antibody (2D10.4) [NBP1-43384] - Analysis using the PE/Cy5 conjugate of NBP1-43384. Staining of normal human peripheral blood cells with PE-Cy5 Mouse IgG1 kappa Isotype Control (open histogram) or Anti-Human CD80 (B7-1) PE-Cy5 (filled histogram).



Flow Cytometry: B7-1/CD80 Antibody (2D10.4) [NBP1-43384] - Analysis using the FITC conjugate of NBP1-43384. Staining of the Daudi cell line with Mouse IgG1 kappa Isotype Control FITC (cat. 11-4714) (blue histogram) or Anti-Human CD80 (B7-1) FITC (purple histogram). Total viable cells were used for analysis.



Flow Cytometry: B7-1/CD80 Antibody (2D10.4) [NBP1-43384] - Analysis using the PE conjugate of NBP1-43384. Analysis of human peripheral blood leukocytes using CD80 PE conjugate. This can be used at less than or equal to 1 ug per test. Cell number should be determined empirically but can range from 10^5 to 10^8 cells/test.



Publications

Chen Y, Guo TL. Dietary Early Glycation Products Promote the Growth of Prostate Tumors More than Advanced Glycation End-Products through Modulation of Macrophage Polarization Mol Nutr Food Res 2018-12-04 [PMID: 30512230] (FLOW, Human)

Bashuda H, Kimikawa M, Seino K et al. Renal allograft rejection is prevented by adoptive transfer of anergic T cells in nonhuman primates J Clin Invest 2005-07-01 [PMID: 15951837] (Func)

Details:

This citation used the FITC version of this antibody.



Novus Biologicals USA

10730 E. Briarwood Avenue
Centennial, CO 80112
USA
Phone: 303.730.1950
Toll Free: 1.888.506.6887
Fax: 303.730.1966
nb-customerservice@bio-techne.com

Bio-Techne Canada

21 Canmotor Ave
Toronto, ON M8Z 4E6
Canada
Phone: 905.827.6400
Toll Free: 855.668.8722
Fax: 905.827.6402
canada.inquires@bio-techne.com

Bio-Techne Ltd

19 Barton Lane
Abingdon Science Park
Abingdon, OX14 3NB, United Kingdom
Phone: (44) (0) 1235 529449
Free Phone: 0800 37 34 15
Fax: (44) (0) 1235 533420
info.EMEA@bio-techne.com

General Contact Information

www.novusbio.com
Technical Support: nb-technical@bio-techne.com
Orders: nb-customerservice@bio-techne.com
General: novus@novusbio.com

Products Related to NBP1-43384-0.1mg

HAF007	Goat anti-Mouse IgG Secondary Antibody [HRP]
NB7539	Goat anti-Mouse IgG (H+L) Secondary Antibody [HRP]
NBP1-43319-0.5mg	Mouse IgG1 Kappa Isotype Control (P3.6.2.8.1)
NBP2-26578	Recombinant Mouse B7-1/CD80 Protein

Limitations

This product is for research use only and is not approved for use in humans or in clinical diagnosis. Primary Antibodies are guaranteed for 1 year from date of receipt.

For more information on our 100% guarantee, please visit www.novusbio.com/guarantee

Earn gift cards/discounts by submitting a review: www.novusbio.com/reviews/submit/NBP1-43384

Earn gift cards/discounts by submitting a publication using this product:
www.novusbio.com/publications

