

Product Datasheet

ChemR23/CMKLR1 Antibody (BZ194) - BSA Free NBP1-43233-0.1mg

Unit Size: 0.1 mg

Store at 4C. Do not freeze.

www.novusbio.com



technical@novusbio.com

Publications: 2

Protocols, Publications, Related Products, Reviews, Research Tools and Images at:
www.novusbio.com/NBP1-43233

Updated 9/9/2025 v.20.1

Earn rewards for product
reviews and publications.

Submit a publication at www.novusbio.com/publications

Submit a review at www.novusbio.com/reviews/destination/NBP1-43233



NBP1-43233-0.1mg

ChemR23/CMKLR1 Antibody (BZ194) - BSA Free

Product Information	
Unit Size	0.1 mg
Concentration	1.0 mg/ml
Storage	Store at 4C. Do not freeze.
Clonality	Monoclonal
Clone	BZ194
Preservative	0.02% Sodium Azide
Isotype	IgG2a Kappa
Purity	Protein A or G purified
Buffer	PBS

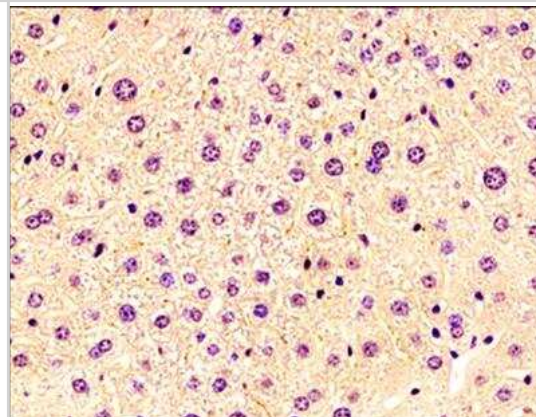
Product Description	
Description	Novus Biologicals Rat ChemR23/CMKLR1 Antibody (BZ194) - BSA Free (NBP1-43233) is a monoclonal antibody validated for use in IHC, Flow and ICC/IF. Anti-ChemR23/CMKLR1 Antibody: Cited in 2 publications. All Novus Biologicals antibodies are covered by our 100% guarantee.
Host	Rat
Gene ID	1240
Gene Symbol	CMKLR1
Species	Mouse
Immunogen	Partial synthetic peptide made to an N-terminal portion of the mouse ChemR23/CMKLR1 protein (amino acids 8-32) [UniProt P97468]

Product Application Details	
Applications	Immunohistochemistry-Paraffin, Flow Cytometry, Immunohistochemistry
Recommended Dilutions	Flow Cytometry 1:10-1:1000, Immunohistochemistry 1:100 - 1:200, Immunohistochemistry-Paraffin 1:100 - 1:200
Application Notes	This antibody was tested in Flow on resident mouse peritoneal macrophages and found that it can be used at less than or equal to 0.5 ug per test (cell number should be determined empirically but can range from 10 ⁵ to 10 ⁸ cells/test). In IHC-P it was tested on mouse liver using routine protocol with heat induced antigen retrieval employing 10mM sodium citrate buffer pH 6.

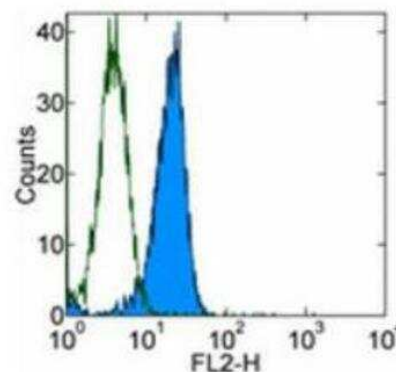


Images

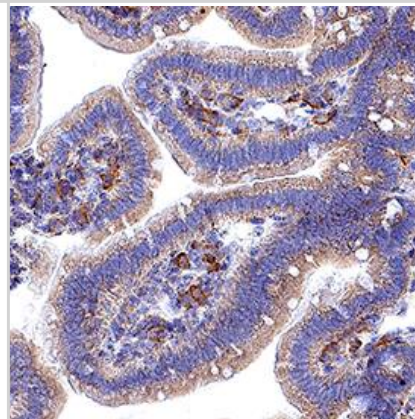
Immunohistochemistry-Paraffin: ChemR23/CMKLR1 Antibody (BZ194) [NBP1-43233] - IHC-P analysis of a formalin fixed paraffin embedded tissue section of mouse liver using ChemR23/CMKLR1 antibody (clone BZ194) at 1:200 dilution. The antibody generated an expected membrane-cytoplasmic staining in the hepatocytes.



Flow Cytometry: ChemR23/CMKLR1 Antibody (BZ194) [NBP1-43233] - Staining of resident mouse peritoneal macrophages.



Immunohistochemistry-paraffin: Rat Monoclonal ChemR23/CMKLR1 Antibody (BZ194) [NBP1-43233] - ChemR23/CMKLR1 was detected in perfusion fixed paraffin-embedded sections of mouse intestine using ChemR23/CMKLR1 Antibody (BZ194) at a dilution of 1:25 for 1 hour at room temperature. Before incubation with the primary antibody, tissue was subjected to heat-induced epitope retrieval using Antigen Retrieval Reagent-Basic. Tissue was stained using HRP-DAB (brown) and counterstained with hematoxylin (blue). Specific staining was localized to lymphocytes in intestinal villi. Image validated internally.



Publications

Sharma M, Schlegel MP, Afonso MS et al Regulatory T Cells License Macrophage Pro-Resolving Functions During Atherosclerosis Regression *Circ Res* 2020-04-28 [PMID: 32336197] (ICC/IF, ICC/IF, Mouse)

Suzuki T, Tatsuno K, Ito T et al. Distinctive downmodulation of plasmacytoid dendritic cell functions by vitamin D3 analogue calcipotriol. *J. Dermatol. Sci.* 2016-06-03 [PMID: 27342039] (IF/IHC, Mouse)



Novus Biologicals USA

10730 E. Briarwood Avenue
Centennial, CO 80112
USA
Phone: 303.730.1950
Toll Free: 1.888.506.6887
Fax: 303.730.1966
nb-customerservice@bio-techne.com

Bio-Techne Canada

21 Canmotor Ave
Toronto, ON M8Z 4E6
Canada
Phone: 905.827.6400
Toll Free: 855.668.8722
Fax: 905.827.6402
canada.inquires@bio-techne.com

Bio-Techne Ltd

19 Barton Lane
Abingdon Science Park
Abingdon, OX14 3NB, United Kingdom
Phone: (44) (0) 1235 529449
Free Phone: 0800 37 34 15
Fax: (44) (0) 1235 533420
info.EMEA@bio-techne.com

General Contact Information

www.novusbio.com
Technical Support: nb-technical@bio-techne.com
Orders: nb-customerservice@bio-techne.com
General: novus@novusbio.com

Products Related to NBP1-43233-0.1mg

HAF005	Goat anti-Rat IgG Secondary Antibody [HRP]
NB7115	Goat anti-Rat IgG (H+L) Secondary Antibody [HRP]
NBP1-43321-0.5mg	Rat IgG2a Kappa Light Chain Isotype Control (R2a)
NBP1-43233UV	ChemR23/CMKLR1 Antibody (BZ194) [DyLight 350]

Limitations

This product is for research use only and is not approved for use in humans or in clinical diagnosis. Primary Antibodies are guaranteed for 1 year from date of receipt.

For more information on our 100% guarantee, please visit www.novusbio.com/guarantee

Earn gift cards/discounts by submitting a review: www.novusbio.com/reviews/submit/NBP1-43233

Earn gift cards/discounts by submitting a publication using this product:
www.novusbio.com/publications

