

# Product Datasheet

## Actin Alpha 1 Cardiac Muscle Antibody - BSA Free NBP1-33759

Unit Size: 0.1 ml

Aliquot and store at -20C or -80C. Avoid freeze-thaw cycles.

[www.novusbio.com](http://www.novusbio.com)



[technical@novusbio.com](mailto:technical@novusbio.com)

Protocols, Publications, Related Products, Reviews, Research Tools and Images at:  
[www.novusbio.com/NBP1-33759](http://www.novusbio.com/NBP1-33759)

Updated 9/25/2025 v.20.1

Earn rewards for product  
reviews and publications.

Submit a publication at [www.novusbio.com/publications](http://www.novusbio.com/publications)

Submit a review at [www.novusbio.com/reviews/destination/NBP1-33759](http://www.novusbio.com/reviews/destination/NBP1-33759)




**NBP1-33759****Actin Alpha 1 Cardiac Muscle Antibody - BSA Free**

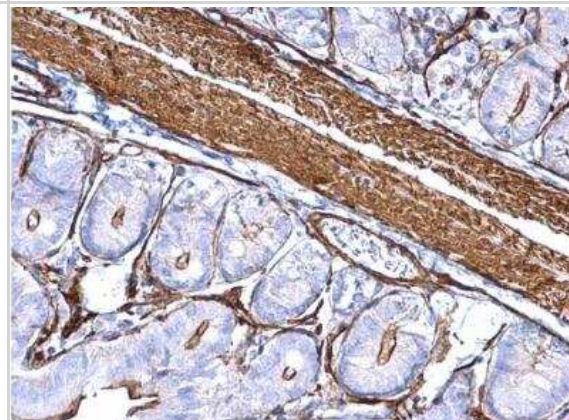
| <b>Product Information</b>         |  |
|------------------------------------|--|
| <b>Unit Size</b>                   | 0.1 ml   |
| <b>Concentration</b>               | Concentrations vary lot to lot. See vial label for concentration. If unlisted please contact technical services.   |
| <b>Storage</b>                     | Aliquot and store at -20C or -80C. Avoid freeze-thaw cycles.   |
| <b>Clonality</b>                   | Polyclonal   |
| <b>Preservative</b>                | 0.01% Thimerosal   |
| <b>Isotype</b>                     | IgG  |
| <b>Purity</b>                      | Antigen Affinity-purified  |
| <b>Buffer</b>                      | 0.1M Tris, 0.1M Glycine, 10% Glycerol  |
| <b>Target Molecular Weight</b>     | 42 kDa   |
| <b>Product Description</b>         |  |
| <b>Description</b>                 | Novus Biologicals Rabbit Actin Alpha 1 Cardiac Muscle Antibody - BSA Free (NBP1-33759) is a polyclonal antibody validated for use in IHC and WB. All Novus Biologicals antibodies are covered by our 100% guarantee. |
| <b>Host</b>                        | Rabbit   |
| <b>Gene ID</b>                     | 70   |
| <b>Gene Symbol</b>                 | ACTC1  |
| <b>Species</b>                     | Mouse  |
| <b>Reactivity Notes</b>            | Xenopus laevis (99%).  |
| <b>Immunogen</b>                   | Recombinant protein encompassing a sequence within the center region of mouse Actin Alpha 1 Cardiac Muscle. The exact sequence is proprietary.   |
| <b>Product Application Details</b> |  |
| <b>Applications</b>                | Western Blot, Immunohistochemistry-Paraffin, Immunohistochemistry  |
| <b>Recommended Dilutions</b>       | Western Blot 1:500-1:3000, Immunohistochemistry 1:100-1:1000, Immunohistochemistry-Paraffin 1:100-1:1000   |

## Images

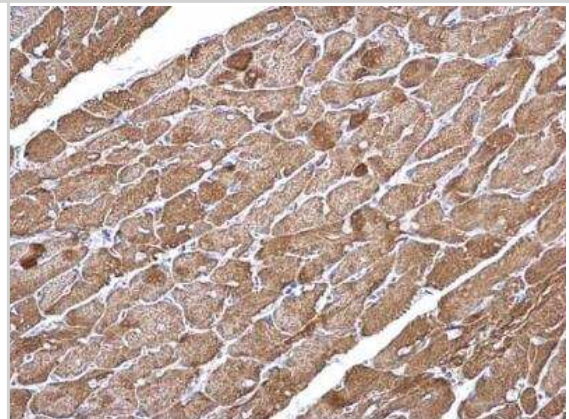
Western Blot: Actin Alpha 1 Cardiac Muscle Antibody [NBP1-33759] - Sample (30 ug of whole cell lysate) A: NIH-3T3 10% SDS PAGE; antibody diluted at 1:1000.



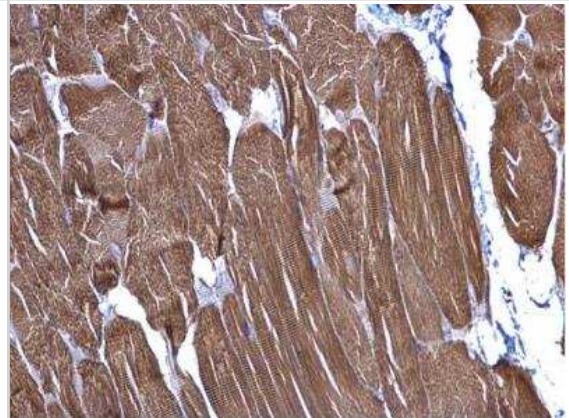
Immunohistochemistry-Paraffin: Actin Alpha 1 Cardiac Muscle Antibody [NBP1-33759] - Mouse muscle. alpha Cardiac Muscle Actin antibody diluted at 1:500. Antigen Retrieval: Trilogy™ (EDTA based, pH 8.0) buffer, 15min.



Immunohistochemistry-Paraffin: Actin Alpha 1 Cardiac Muscle Antibody [NBP1-33759] - Mouse heart. alpha Cardiac Muscle Actin antibody diluted at 1:500. Antigen Retrieval: Trilogy™ (EDTA based, pH 8.0) buffer, 15min.



Immunohistochemistry-Paraffin: Actin Alpha 1 Cardiac Muscle Antibody [NBP1-33759] - Mouse muscle. alpha Cardiac Muscle Actin antibody diluted at 1:500. Antigen Retrieval: Trilogy™ (EDTA based, pH 8.0) buffer, 15min.





### **Novus Biologicals USA**

10730 E. Briarwood Avenue  
Centennial, CO 80112  
USA  
Phone: 303.730.1950  
Toll Free: 1.888.506.6887  
Fax: 303.730.1966  
nb-customerservice@bio-techne.com

### **Bio-Techne Canada**

21 Canmotor Ave  
Toronto, ON M8Z 4E6  
Canada  
Phone: 905.827.6400  
Toll Free: 855.668.8722  
Fax: 905.827.6402  
canada.inquires@bio-techne.com

### **Bio-Techne Ltd**

19 Barton Lane  
Abingdon Science Park  
Abingdon, OX14 3NB, United Kingdom  
Phone: (44) (0) 1235 529449  
Free Phone: 0800 37 34 15  
Fax: (44) (0) 1235 533420  
info.EMEA@bio-techne.com

### **General Contact Information**

www.novusbio.com  
Technical Support: nb-technical@bio-techne.com  
Orders: nb-customerservice@bio-techne.com  
General: novus@novusbio.com

### **Products Related to NBP1-33759**

---

|             |   |
|-------------|---|
| NBP2-33376H | Blue Marker Antibody (6F4-F6) [HRP]                 |
| HAF008      | Goat anti-Rabbit IgG Secondary Antibody [HRP]       |
| NB7160      | Goat anti-Rabbit IgG (H+L) Secondary Antibody [HRP] |
| NBP2-24891  | Rabbit IgG Isotype Control                          |

---

### **Limitations**

This product is for research use only and is not approved for use in humans or in clinical diagnosis. Primary Antibodies are guaranteed for 1 year from date of receipt.

For more information on our 100% guarantee, please visit [www.novusbio.com/guarantee](http://www.novusbio.com/guarantee)

Earn gift cards/discounts by submitting a review: [www.novusbio.com/reviews/submit/NBP1-33759](http://www.novusbio.com/reviews/submit/NBP1-33759)

Earn gift cards/discounts by submitting a publication using this product:  
[www.novusbio.com/publications](http://www.novusbio.com/publications)

