

Product Datasheet

SCL/Tal1 Antibody - BSA Free NBP1-33757

Unit Size: 100 ul

Aliquot and store at -20C or -80C. Avoid freeze-thaw cycles.

www.novusbio.com



technical@novusbio.com

Protocols, Publications, Related Products, Reviews, Research Tools and Images at:
www.novusbio.com/NBP1-33757

Updated 9/25/2025 v.20.1

Earn rewards for product
reviews and publications.

Submit a publication at www.novusbio.com/publications

Submit a review at www.novusbio.com/reviews/destination/NBP1-33757



NBP1-33757

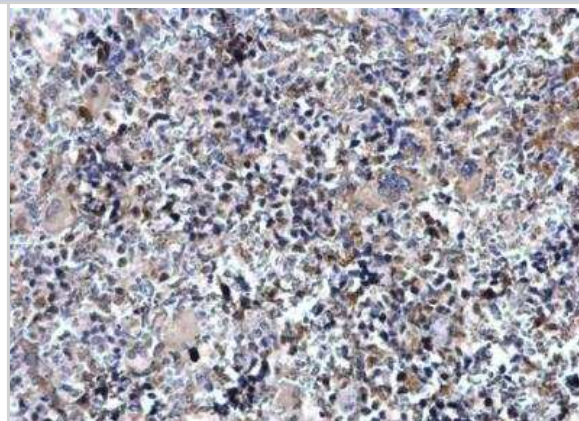
SCL/Tal1 Antibody - BSA Free

Product Information	
Unit Size	100 ul
Concentration	Concentrations vary lot to lot. See vial label for concentration. If unlisted please contact technical services.
Storage	Aliquot and store at -20C or -80C. Avoid freeze-thaw cycles.
Clonality	Polyclonal
Preservative	0.025% Proclin 300
Isotype	IgG
Purity	Antigen Affinity-purified
Buffer	PBS, 20% Glycerol
Target Molecular Weight	34 kDa
Product Description	
Description	Novus Biologicals Rabbit SCL/Tal1 Antibody - BSA Free (NBP1-33757) is a polyclonal antibody validated for use in IHC, WB, IP and ChIP. All Novus Biologicals antibodies are covered by our 100% guarantee.
Host	Rabbit
Gene ID	6886
Gene Symbol	TAL1
Species	Human, Mouse
Immunogen	Carrier-protein conjugated synthetic peptide encompassing a sequence within the C-terminus region of human SCL/Tal1. The exact sequence is proprietary.
Product Application Details	
Applications	Western Blot, Immunohistochemistry-Paraffin, Immunohistochemistry, Immunoprecipitation, Chromatin Immunoprecipitation (ChIP)
Recommended Dilutions	Western Blot 1:500-1:3000, Immunohistochemistry 1:100-1:1000, Immunoprecipitation 1:100-1:500, Immunohistochemistry-Paraffin 1:100-1:1000, Chromatin Immunoprecipitation (ChIP)
Application Notes	ChIP assay-Assay dependent

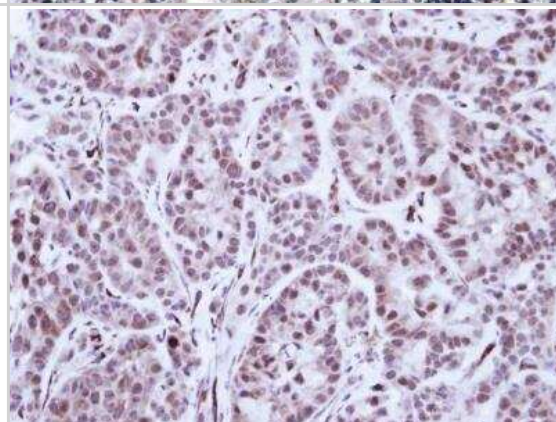


Images

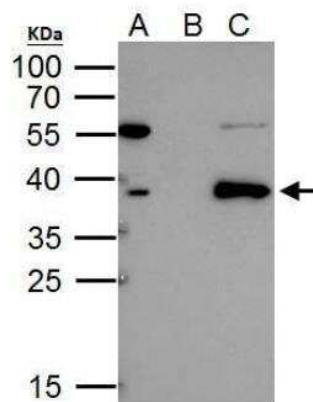
Immunohistochemistry-Paraffin: SCL/Tal1 Antibody [NBP1-33757] - Mouse spleen. TAL1 antibody [C2C3], C-term dilution: 1:500. Antigen Retrieval: Trilogy™ (EDTA based, pH 8.0) buffer, 15min.



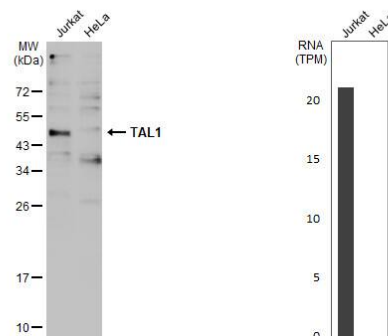
Immunohistochemistry-Paraffin: SCL/Tal1 Antibody [NBP1-33757] - A549 Xenograft, using TAL1 antibody at 1:100 dilution. Antigen Retrieval: Trilogy™ (EDTA based, pH 8.0) buffer, 15min.



Immunoprecipitation: SCL/Tal1 Antibody [NBP1-33757] - IP Sample: 293T whole cell lysate/extract A. 40 ug 293T whole cell lysate/extract B. Control with 2 ug of preimmune rabbit IgG C. Immunoprecipitation of TAL1 protein by 2 ug of TAL1 antibody 12% SDS-PAGE The immunoprecipitated TAL1 protein was detected by TAL1 antibody diluted at 1:1000. EasyBlot anti-rabbit IgG was used as a secondary reagent.



Western Blot: SCL/Tal1 Antibody [NBP1-33757] - Various whole cell extracts (30 ug) were separated by 12% SDS-PAGE, and the membrane was blotted with TAL1 antibody [C2C3], C-term diluted at 1:500. The HRP-conjugated anti-rabbit IgG antibody was used to detect the primary antibody. Corresponding RNA expression data for the same cell lines are based on Human Protein Atlas program.





Novus Biologicals USA

10730 E. Briarwood Avenue
Centennial, CO 80112
USA
Phone: 303.730.1950
Toll Free: 1.888.506.6887
Fax: 303.730.1966
nb-customerservice@bio-techne.com

Bio-Techne Canada

21 Canmotor Ave
Toronto, ON M8Z 4E6
Canada
Phone: 905.827.6400
Toll Free: 855.668.8722
Fax: 905.827.6402
canada.inquires@bio-techne.com

Bio-Techne Ltd

19 Barton Lane
Abingdon Science Park
Abingdon, OX14 3NB, United Kingdom
Phone: (44) (0) 1235 529449
Free Phone: 0800 37 34 15
Fax: (44) (0) 1235 533420
info.EMEA@bio-techne.com

General Contact Information

www.novusbio.com
Technical Support: nb-technical@bio-techne.com
Orders: nb-customerservice@bio-techne.com
General: novus@novusbio.com

Products Related to NBP1-33757

NBP2-33376H	Blue Marker Antibody (6F4-F6) [HRP]
HAF008	Goat anti-Rabbit IgG Secondary Antibody [HRP]
NB7160	Goat anti-Rabbit IgG (H+L) Secondary Antibody [HRP]
NBP2-24891	Rabbit IgG Isotype Control

Limitations

This product is for research use only and is not approved for use in humans or in clinical diagnosis. Primary Antibodies are guaranteed for 1 year from date of receipt.

For more information on our 100% guarantee, please visit www.novusbio.com/guarantee

Earn gift cards/discounts by submitting a review: www.novusbio.com/reviews/submit/NBP1-33757

Earn gift cards/discounts by submitting a publication using this product:
www.novusbio.com/publications

