

Product Datasheet

FXR1 Antibody - BSA Free NBP1-33719

Unit Size: 0.1 ml

Aliquot and store at -20C or -80C. Avoid freeze-thaw cycles.

www.novusbio.com



technical@novusbio.com

Protocols, Publications, Related Products, Reviews, Research Tools and Images at:
www.novusbio.com/NBP1-33719

Updated 9/25/2025 v.20.1

Earn rewards for product
reviews and publications.

Submit a publication at www.novusbio.com/publications

Submit a review at www.novusbio.com/reviews/destination/NBP1-33719



NBP1-33719

FXR1 Antibody - BSA Free

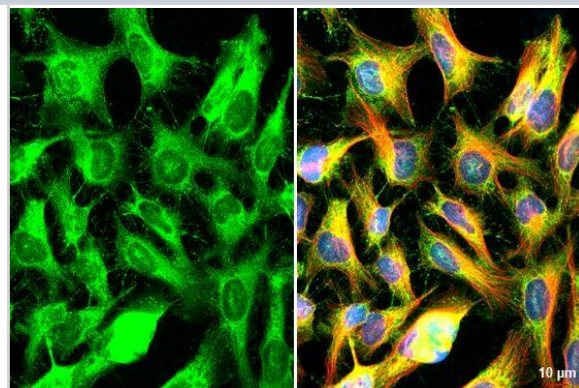
Product Information	
Unit Size	0.1 ml
Concentration	Concentrations vary lot to lot. See vial label for concentration. If unlisted please contact technical services.
Storage	Aliquot and store at -20C or -80C. Avoid freeze-thaw cycles.
Clonality	Polyclonal
Preservative	0.025% Proclin 300
Isotype	IgG
Purity	Antigen Affinity-purified
Buffer	PBS, 20% Glycerol
Target Molecular Weight	70 kDa

Product Description	
Description	Novus Biologicals Rabbit FXR1 Antibody - BSA Free (NBP1-33719) is a polyclonal antibody validated for use in IHC, WB, ICC/IF and IP. All Novus Biologicals antibodies are covered by our 100% guarantee.
Host	Rabbit
Gene ID	8087
Gene Symbol	FXR1
Species	Human, Mouse, Rat, Zebrafish
Immunogen	Recombinant protein encompassing a sequence within the center region of human FXR1. The exact sequence is proprietary.

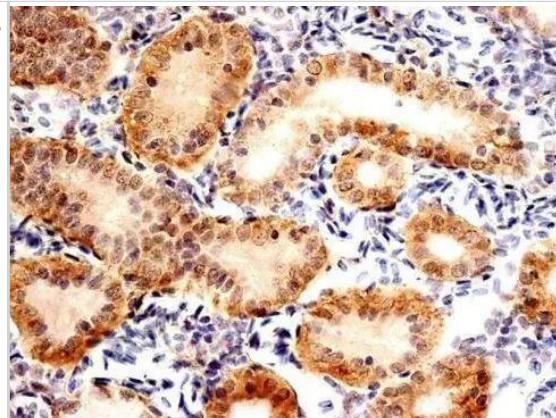
Product Application Details	
Applications	Western Blot, Immunohistochemistry-Paraffin, Immunocytochemistry/Immunofluorescence, Immunohistochemistry, Immunoprecipitation
Recommended Dilutions	Western Blot 1:500-1:3000, Immunohistochemistry 1:100-1:1000, Immunocytochemistry/ Immunofluorescence 1:100-1:1000, Immunoprecipitation Assay dependent, Immunohistochemistry-Paraffin 1:100-1:1000

Images

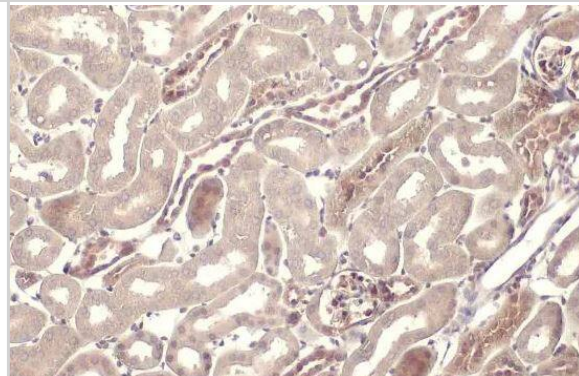
Immunocytochemistry/Immunofluorescence: FXR1 Antibody [NBP1-33719] - HeLa cells were fixed in ice-cold MeOH for 5 min. Green: FXR1 stained by FXR1 antibody diluted at 1:500. Red: alpha Tubulin, a cytoskeleton marker, stained by alpha Tubulin antibody [114] diluted at 1:1000. Blue: Fluoroshield with DAPI. Scale bar= 10um.



Immunohistochemistry-Paraffin: FXR1 Antibody [NBP1-33719] - Analysis of paraffin-embedded sections of zebrafish kidney tube, using FXR1 antibody at 1:300 dilution.



Immunohistochemistry-Paraffin: FXR1 Antibody [NBP1-33719] - Mouse kidney. FXR1 stained by FXR1 antibody diluted at 1:500. Antigen Retrieval: Citrate buffer, pH 6.0, 15 min.

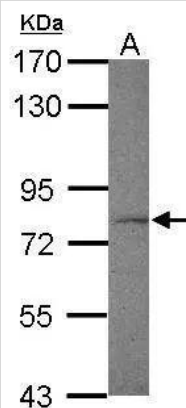


Western Blot: FXR1 Antibody [NBP1-33719] - Sample (30 ug of whole cell lysate)

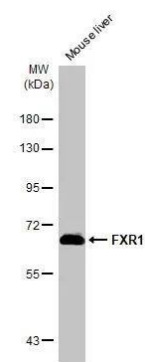
A: zebrafish brain

7.5% SDS PAGE

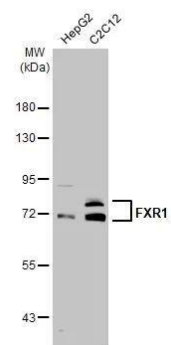
NBP1-33719 diluted at 1:1000



Mouse tissue extract (50 ug) was separated by 7.5% SDS-PAGE, and the membrane was blotted with FXR1 antibody (NBP1-33719) diluted at 1:1000. The HRP-conjugated anti-rabbit IgG antibody was used to detect the primary antibody.



Various whole cell extracts (30 ug) were separated by 7.5% SDS-PAGE, and the membrane was blotted with FXR1 antibody (NBP1-33719) diluted at 1:1000. The HRP-conjugated anti-rabbit IgG antibody was used to detect the primary antibody.





Novus Biologicals USA

10730 E. Briarwood Avenue
Centennial, CO 80112
USA
Phone: 303.730.1950
Toll Free: 1.888.506.6887
Fax: 303.730.1966
nb-customerservice@bio-techne.com

Bio-Techne Canada

21 Canmotor Ave
Toronto, ON M8Z 4E6
Canada
Phone: 905.827.6400
Toll Free: 855.668.8722
Fax: 905.827.6402
canada.inquires@bio-techne.com

Bio-Techne Ltd

19 Barton Lane
Abingdon Science Park
Abingdon, OX14 3NB, United Kingdom
Phone: (44) (0) 1235 529449
Free Phone: 0800 37 34 15
Fax: (44) (0) 1235 533420
info.EMEA@bio-techne.com

General Contact Information

www.novusbio.com
Technical Support: nb-technical@bio-techne.com
Orders: nb-customerservice@bio-techne.com
General: novus@novusbio.com

Products Related to NBP1-33719

NBP2-33376H	Blue Marker Antibody (6F4-F6) [HRP]
HAF008	Goat anti-Rabbit IgG Secondary Antibody [HRP]
NB7160	Goat anti-Rabbit IgG (H+L) Secondary Antibody [HRP]
NBP2-24891	Rabbit IgG Isotype Control

Limitations

This product is for research use only and is not approved for use in humans or in clinical diagnosis. Primary Antibodies are guaranteed for 1 year from date of receipt.

For more information on our 100% guarantee, please visit www.novusbio.com/guarantee

Earn gift cards/discounts by submitting a review: www.novusbio.com/reviews/submit/NBP1-33719

Earn gift cards/discounts by submitting a publication using this product:
www.novusbio.com/publications

