

Product Datasheet

DNA Polymerase gamma Antibody - BSA Free NBP1-33633

Unit Size: 0.1 ml

Aliquot and store at -20C or -80C. Avoid freeze-thaw cycles.

www.novusbio.com



technical@novusbio.com

Publications: 1

Protocols, Publications, Related Products, Reviews, Research Tools and Images at:
www.novusbio.com/NBP1-33633

Updated 9/25/2025 v.20.1

Earn rewards for product
reviews and publications.

Submit a publication at www.novusbio.com/publications

Submit a review at www.novusbio.com/reviews/destination/NBP1-33633



NBP1-33633**DNA Polymerase gamma Antibody - BSA Free**


Product Information	
Unit Size	0.1 ml
Concentration	Concentrations vary lot to lot. See vial label for concentration. If unlisted please contact technical services.
Storage	Aliquot and store at -20C or -80C. Avoid freeze-thaw cycles.
Clonality	Polyclonal
Preservative	0.025% Proclin 300
Isotype	IgG
Purity	Antigen Affinity-purified
Buffer	PBS, 20% Glycerol
Target Molecular Weight	140 kDa

Product Description	
Description	Novus Biologicals Rabbit DNA Polymerase gamma Antibody - BSA Free (NBP1-33633) is a polyclonal antibody validated for use in IHC, WB, ICC/IF and IP. Anti-DNA Polymerase gamma Antibody: Cited in 1 publication. All Novus Biologicals antibodies are covered by our 100% guarantee.
Host	Rabbit
Gene ID	5428
Gene Symbol	POLG
Species	Human, Rat
Immunogen	Recombinant protein encompassing a sequence within the C-terminus region of human DNA Polymerase gamma. The exact sequence is proprietary.

Product Application Details	
Applications	Western Blot, Immunohistochemistry-Paraffin, Immunocytochemistry/Immunofluorescence, Immunohistochemistry, Immunoprecipitation
Recommended Dilutions	Western Blot 1:500-1:3000, Immunohistochemistry 1:100-1:1000, Immunocytochemistry/ Immunofluorescence 1:100-1:1000, Immunoprecipitation 1:100-1:500, Immunohistochemistry-Paraffin 1:100-1:1000

Images

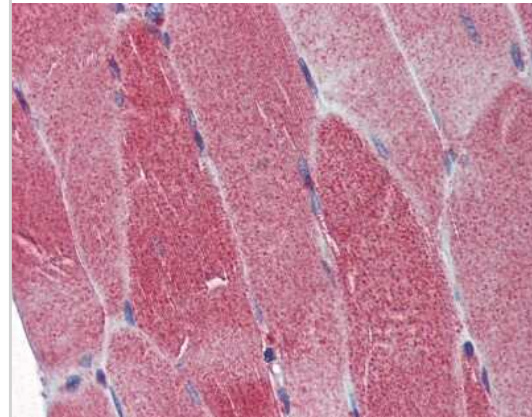
Western Blot: DNA Polymerase gamma Antibody [NBP1-33633] - Various whole cell extracts (30 ug) were separated by 5% SDS-PAGE, and the membrane was blotted with DNA polymerase gamma antibody diluted by 1:1000.



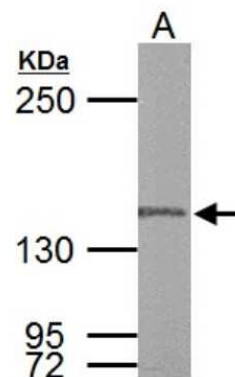
Immunocytochemistry/Immunofluorescence: DNA Polymerase gamma Antibody [NBP1-33633] - analysis of methanol-fixed HeLa.



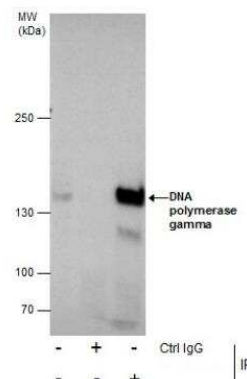
Immunohistochemistry-Paraffin: DNA Polymerase gamma Antibody [NBP1-33633] - Human skeletal muscle, using DNA polymerase gamma antibody(10 ug/ml). Antigen Retrieval: Trilogy™ (EDTA based, pH 8.0) buffer, 15min.



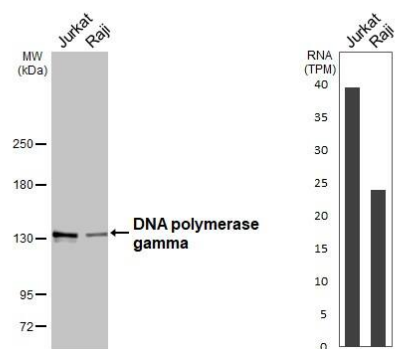
Western Blot: DNA Polymerase gamma Antibody [NBP1-33633] - 50 ug Rat testis lysate/extract 5% SDS-PAGE gel, antibody dilution 1:1000.



Immunoprecipitation: DNA Polymerase gamma Antibody [NBP1-33633] - Immunoprecipitation of DNA polymerase gamma protein from MCF-7 whole cell extracts using 5 ug of DNA polymerase gamma antibody.



Various whole cell extracts (30 ug) were separated by 5% SDS-PAGE, and the membrane was blotted with DNA polymerase gamma antibody (NBP1-33633) diluted at 1:1000. The HRP-conjugated anti-rabbit IgG antibody was used to detect the primary antibody. Corresponding RNA expression data are based on Human Protein Atlas program.



Publications

Mansoor Hussain, Shabnam Saifi, Aftab Mohammed, Sagar Sengupta Protocol to detect in vitro and in cell ubiquitylation of mitochondrial DNA polymerase gamma by mitochondrial E3 ligase MITOL STAR Protocols 2022-09-21 [PMID: 36136752]



Novus Biologicals USA

10730 E. Briarwood Avenue
Centennial, CO 80112
USA
Phone: 303.730.1950
Toll Free: 1.888.506.6887
Fax: 303.730.1966
nb-customerservice@bio-techne.com

Bio-Techne Canada

21 Canmotor Ave
Toronto, ON M8Z 4E6
Canada
Phone: 905.827.6400
Toll Free: 855.668.8722
Fax: 905.827.6402
canada.inquires@bio-techne.com

Bio-Techne Ltd

19 Barton Lane
Abingdon Science Park
Abingdon, OX14 3NB, United Kingdom
Phone: (44) (0) 1235 529449
Free Phone: 0800 37 34 15
Fax: (44) (0) 1235 533420
info.EMEA@bio-techne.com

General Contact Information

www.novusbio.com
Technical Support: nb-technical@bio-techne.com
Orders: nb-customerservice@bio-techne.com
General: novus@novusbio.com

Products Related to NBP1-33633

NBP2-33376H	Blue Marker Antibody (6F4-F6) [HRP]
HAF008	Goat anti-Rabbit IgG Secondary Antibody [HRP]
NB7160	Goat anti-Rabbit IgG (H+L) Secondary Antibody [HRP]
NBP2-24891	Rabbit IgG Isotype Control

Limitations

This product is for research use only and is not approved for use in humans or in clinical diagnosis. Primary Antibodies are guaranteed for 1 year from date of receipt.

For more information on our 100% guarantee, please visit www.novusbio.com/guarantee

Earn gift cards/discounts by submitting a review: www.novusbio.com/reviews/submit/NBP1-33633

Earn gift cards/discounts by submitting a publication using this product:
www.novusbio.com/publications

