

Product Datasheet

Glutathione S-Transferase mu 1/GSTM1 Antibody - BSA Free NBP1-33523

Unit Size: 100 ul

Aliquot and store at -20C or -80C. Avoid freeze-thaw cycles.

www.novusbio.com



technical@novusbio.com

Publications: 1

Protocols, Publications, Related Products, Reviews, Research Tools and Images at:
www.novusbio.com/NBP1-33523

Updated 9/25/2025 v.20.1

Earn rewards for product reviews and publications.

Submit a publication at www.novusbio.com/publications

Submit a review at www.novusbio.com/reviews/destination/NBP1-33523

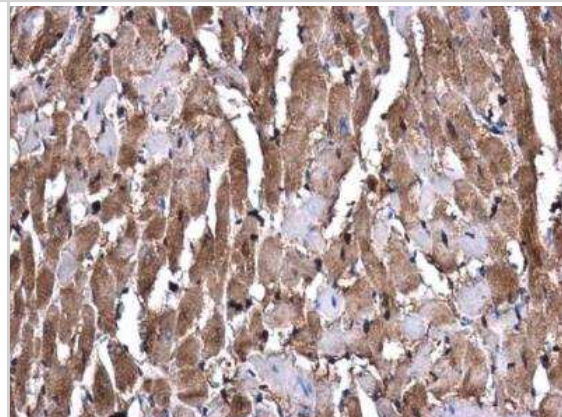


NBP1-33523**Glutathione S-Transferase mu 1/GSTM1 Antibody - BSA Free**

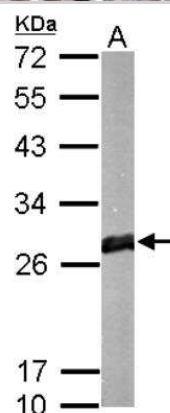
Product Information	
Unit Size	100 ul
Concentration	Concentrations vary lot to lot. See vial label for concentration. If unlisted please contact technical services.
Storage	Aliquot and store at -20C or -80C. Avoid freeze-thaw cycles.
Clonality	Polyclonal
Preservative	0.01% Thimerosal
Isotype	IgG
Purity	Antigen Affinity-purified
Buffer	0.1M Tris, 0.1M Glycine, 10% Glycerol
Target Molecular Weight	26 kDa
Product Description	
Description	Novus Biologicals Rabbit Glutathione S-Transferase mu 1/GSTM1 Antibody - BSA Free (NBP1-33523) is a polyclonal antibody validated for use in IHC and WB. Anti-Glutathione S-Transferase mu 1/GSTM1 Antibody: Cited in 1 publication. All Novus Biologicals antibodies are covered by our 100% guarantee.
Host	Rabbit
Gene ID	2944
Gene Symbol	GSTM1
Species	Human, Mouse, Rat
Reactivity Notes	Bovine (83%).
Immunogen	Recombinant protein encompassing a sequence within the center region of human Glutathione S-Transferase mu 1/GSTM1. The exact sequence is proprietary.
Product Application Details	
Applications	Western Blot, Immunohistochemistry-Paraffin, Immunohistochemistry
Recommended Dilutions	Western Blot 1:500-1:3000, Immunohistochemistry 1:100-1:1000, Immunohistochemistry-Paraffin 1:100-1:1000

Images

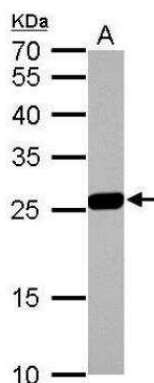
Immunohistochemistry-Paraffin: Glutathione S-Transferase mu 1/GSTM1 Antibody [NBP1-33523] - Rat heart GSTM1 antibody diluted at 1:400. Antigen Retrieval: Citrate buffer, pH 6.0, 15 min




Western Blot: Glutathione S-Transferase mu 1/GSTM1 Antibody [NBP1-33523] - A. 50 ug mouse brain lysate/extract 12% SDS-PAGE GSTM1 antibody dilution: 1:1000 The HRP-conjugated anti-rabbit IgG antibody was used to detect the primary antibody.



Western Blot: Glutathione S-Transferase mu 1/GSTM1 Antibody [NBP1-33523] - A. 50 ug rat liver lysate/extract 12% SDS-PAGE GSTM1 antibody dilution: 1:2000 The HRP-conjugated anti-rabbit IgG antibody was used to detect the primary antibody.



Human tissue extract (30 ug) was separated by 12% SDS-PAGE, and the membrane was blotted with GSTM1 antibody (NBP1-33523) diluted at 1:1000. The HRP-conjugated anti-rabbit IgG antibody was used to detect the primary antibody.



Publications

Pouso-Vazquez E, Bai X, Batalle G et al. Effects of heme oxygenase 1 in the molecular changes and neuropathy associated with type 2 diabetes in mice Biochemical pharmacology 2022-03-08 [PMID: 35276215] (WB, Mouse)



Novus Biologicals USA

10730 E. Briarwood Avenue
Centennial, CO 80112
USA
Phone: 303.730.1950
Toll Free: 1.888.506.6887
Fax: 303.730.1966
nb-customerservice@bio-techne.com

Bio-Techne Canada

21 Canmotor Ave
Toronto, ON M8Z 4E6
Canada
Phone: 905.827.6400
Toll Free: 855.668.8722
Fax: 905.827.6402
canada.inquires@bio-techne.com

Bio-Techne Ltd

19 Barton Lane
Abingdon Science Park
Abingdon, OX14 3NB, United Kingdom
Phone: (44) (0) 1235 529449
Free Phone: 0800 37 34 15
Fax: (44) (0) 1235 533420
info.EMEA@bio-techne.com

General Contact Information

www.novusbio.com
Technical Support: nb-technical@bio-techne.com
Orders: nb-customerservice@bio-techne.com
General: novus@novusbio.com

Products Related to NBP1-33523

NBP2-33376H	Blue Marker Antibody (6F4-F6) [HRP]
HAF008	Goat anti-Rabbit IgG Secondary Antibody [HRP]
NB7160	Goat anti-Rabbit IgG (H+L) Secondary Antibody [HRP]
NBP2-24891	Rabbit IgG Isotype Control

Limitations

This product is for research use only and is not approved for use in humans or in clinical diagnosis. Primary Antibodies are guaranteed for 1 year from date of receipt.

For more information on our 100% guarantee, please visit www.novusbio.com/guarantee

Earn gift cards/discounts by submitting a review: www.novusbio.com/reviews/submit/NBP1-33523

Earn gift cards/discounts by submitting a publication using this product:
www.novusbio.com/publications

