

Product Datasheet

DECR1 Antibody - BSA Free NBP1-33103

Unit Size: 100 ul

Aliquot and store at -20C or -80C. Avoid freeze-thaw cycles.

www.novusbio.com



technical@novusbio.com

Publications: 1

Protocols, Publications, Related Products, Reviews, Research Tools and Images at:
www.novusbio.com/NBP1-33103

Updated 9/25/2025 v.20.1

Earn rewards for product
reviews and publications.

Submit a publication at www.novusbio.com/publications

Submit a review at www.novusbio.com/reviews/destination/NBP1-33103



NBP1-33103

DECR1 Antibody - BSA Free


Product Information	
Unit Size	100 ul
Concentration	Concentrations vary lot to lot. See vial label for concentration. If unlisted please contact technical services.
Storage	Aliquot and store at -20C or -80C. Avoid freeze-thaw cycles.
Clonality	Polyclonal
Preservative	0.01% Thimerosal
Isotype	IgG
Purity	Antigen Affinity-purified
Buffer	0.1M Tris, 0.1M Glycine, 10% Glycerol
Target Molecular Weight	36 kDa

Product Description	
Description	Novus Biologicals Rabbit DECR1 Antibody - BSA Free (NBP1-33103) is a polyclonal antibody validated for use in IHC, WB and ICC/IF. Anti-DECR1 Antibody: Cited in 1 publication. All Novus Biologicals antibodies are covered by our 100% guarantee.
Host	Rabbit
Gene ID	1666
Gene Symbol	DECR1
Species	Human, Mouse, Rat
Reactivity Notes	Immunogen displays the following percentage of sequence identity for non-tested species: Porcine (85%), Bovine (85%).
Immunogen	Full length human DECR1 Recombinant protein.

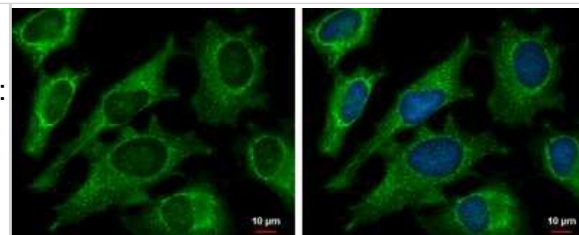
Product Application Details	
Applications	Western Blot, Immunohistochemistry-Paraffin, Immunocytochemistry/Immunofluorescence, Immunohistochemistry
Recommended Dilutions	Western Blot 1:5000-1:20000, Immunohistochemistry 1:100-1:1000, Immunocytochemistry/ Immunofluorescence 1:100-1:1000, Immunohistochemistry-Paraffin 1:100-1:1000

Images

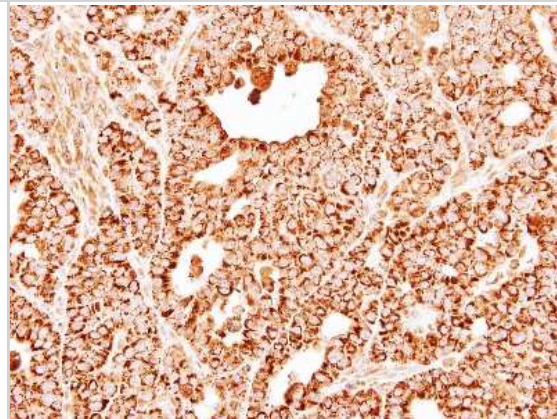
Western Blot: DECR1 Antibody [NBP1-33103] - Rat tissue extract (50 ug) was separated by 10% SDS-PAGE, and the membrane was blotted with DECR1 antibody diluted at 1:10000.




Immunocytochemistry/Immunofluorescence: DECR1 Antibody [NBP1-33103] - HeLa cells were fixed in ice-cold MeOH for 5 min. Green: DECR1 protein stained by DECR1 antibody [N1C3] diluted at 1:500. Blue: Hoechst 33342 staining.




Immunohistochemistry-Paraffin: DECR1 Antibody [NBP1-33103] - NCI-N87 xenograft, using DECR1 antibody at 1:500 dilution. Antigen Retrieval: Citrate buffer, pH 6.0, 15 min.



Western Blot: DECR1 Antibody [NBP1-33103] - Sample (20 ug of whole cell lysate) A: mouse liver 10% SDS PAGE; antibody diluted at 1:10000.



Western Blot: DECR1 Antibody [NBP1-33103] - Sample (30 ug of whole cell lysate) A: Hep G2 10% SDS PAGE; antibody diluted at 1:10000.



Publications

Cikic S, Chandra PK, Harman JC et al. Sexual differences in mitochondrial and related proteins in rat cerebral microvessels: A proteomic approach J. Cereb. Blood Flow Metab. 2020-04-02 [PMID: 32241204]



Novus Biologicals USA

10730 E. Briarwood Avenue
Centennial, CO 80112
USA
Phone: 303.730.1950
Toll Free: 1.888.506.6887
Fax: 303.730.1966
nb-customerservice@bio-techne.com

Bio-Techne Canada

21 Canmotor Ave
Toronto, ON M8Z 4E6
Canada
Phone: 905.827.6400
Toll Free: 855.668.8722
Fax: 905.827.6402
canada.inquires@bio-techne.com

Bio-Techne Ltd

19 Barton Lane
Abingdon Science Park
Abingdon, OX14 3NB, United Kingdom
Phone: (44) (0) 1235 529449
Free Phone: 0800 37 34 15
Fax: (44) (0) 1235 533420
info.EMEA@bio-techne.com

General Contact Information

www.novusbio.com
Technical Support: nb-technical@bio-techne.com
Orders: nb-customerservice@bio-techne.com
General: novus@novusbio.com

Products Related to NBP1-33103

NBP2-33376H	Blue Marker Antibody (6F4-F6) [HRP]
HAF008	Goat anti-Rabbit IgG Secondary Antibody [HRP]
NB7160	Goat anti-Rabbit IgG (H+L) Secondary Antibody [HRP]
NBP2-24891	Rabbit IgG Isotype Control

Limitations

This product is for research use only and is not approved for use in humans or in clinical diagnosis. Primary Antibodies are guaranteed for 1 year from date of receipt.

For more information on our 100% guarantee, please visit www.novusbio.com/guarantee

Earn gift cards/discounts by submitting a review: www.novusbio.com/reviews/submit/NBP1-33103

Earn gift cards/discounts by submitting a publication using this product:
www.novusbio.com/publications

