

Product Datasheet

DAX1/NR0B1 Antibody - BSA Free NBP1-32832

Unit Size: 0.1 ml

Aliquot and store at -20C or -80C. Avoid freeze-thaw cycles.

www.novusbio.com



technical@novusbio.com

Publications: 1

Protocols, Publications, Related Products, Reviews, Research Tools and Images at:
www.novusbio.com/NBP1-32832

Updated 9/25/2025 v.20.1

Earn rewards for product
reviews and publications.

Submit a publication at www.novusbio.com/publications

Submit a review at www.novusbio.com/reviews/destination/NBP1-32832



NBP1-32832

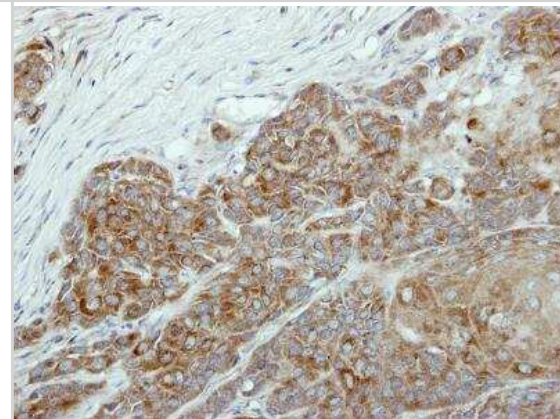
DAX1/NR0B1 Antibody - BSA Free

Product Information	
Unit Size	0.1 ml
Concentration	Concentrations vary lot to lot. See vial label for concentration. If unlisted please contact technical services.
Storage	Aliquot and store at -20C or -80C. Avoid freeze-thaw cycles.
Clonality	Polyclonal
Preservative	0.01% Thimerosal
Isotype	IgG
Purity	Antigen Affinity-purified
Buffer	0.1M Tris, 0.1M Glycine, 10% Glycerol
Target Molecular Weight	52 kDa
Product Description	
Description	Novus Biologicals Rabbit DAX1/NR0B1 Antibody - BSA Free (NBP1-32832) is a polyclonal antibody validated for use in IHC, ICC/IF and Simple Western. Anti-DAX1/NR0B1 Antibody: Cited in 1 publication. All Novus Biologicals antibodies are covered by our 100% guarantee.
Host	Rabbit
Gene ID	190
Gene Symbol	NR0B1
Species	Human
Immunogen	Recombinant protein encompassing a sequence within the center region of human DAX1/NR0B1. The exact sequence is proprietary.
Product Application Details	
Applications	Simple Western, Immunohistochemistry-Paraffin, Immunocytochemistry/Immunofluorescence, Immunohistochemistry
Recommended Dilutions	Simple Western 1:50, Immunohistochemistry 1:100-1:1000, Immunocytochemistry/ Immunofluorescence 1:100-1:1000, Immunohistochemistry-Paraffin 1:100-1:1000
Application Notes	See Simple Western Antibody Database for Simple Western validation: Human fetal adrenal glands as sample; separated by size; antibody dilution of 1:50; observed molecular weight was ~51 kDa; matrix was 12-230 kDa; detected by Chemiluminescence.



Images

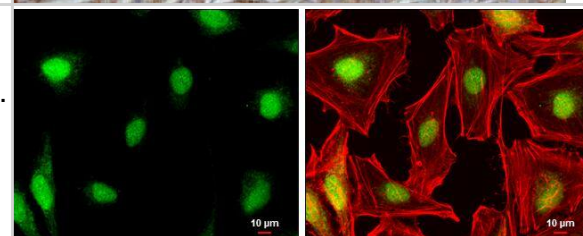
Immunohistochemistry-Paraffin: DAX1/NR0B1 Antibody [NBP1-32832] - Cal27 xenograft, using NR0B1 antibody at 1:100 dilution. Antigen Retrieval: Trilogy™ (EDTA based, pH 8.0) buffer, 15min.



DAX1/NR0B1 antibody detects DAX1/NR0B1 protein at nucleus by immunofluorescent analysis.
Sample: HeLa cells were fixed in 4% paraformaldehyde at RT for 15 min.

Green: DAX1/NR0B1 protein stained by DAX1/NR0B1 antibody (NBP1-32832) diluted at 1:200.

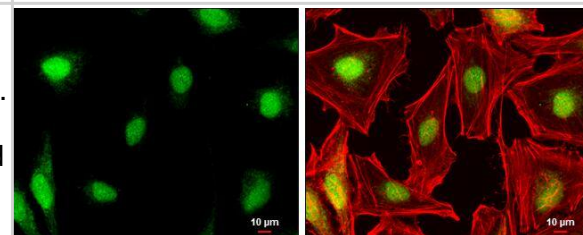
Red: phalloidin, a cytoskeleton marker, diluted at 1:200.
Scale bar = 10 um.



NR0B1 antibody detects NR0B1 protein at nucleus by immunofluorescent analysis.
Sample: HeLa cells were fixed in 4% paraformaldehyde at RT for 15 min.

Green: NR0B1 protein stained by NR0B1 antibody (NBP1-32832) diluted at 1:200.

Red: phalloidin, a cytoskeleton marker, diluted at 1:200.
Scale bar = 10 um.



Publications

I Savchuk, ML Morvan, JP Antignac, K Gemzell-Da, B LeBizec, O Soder, K Svechnikov Androgenic potential of human fetal adrenals at the end of the first trimester Endocr Connect, 2017-06-07;0(0):. 2017-06-07 [PMID: 28592511] (Simple Western, Human)



Novus Biologicals USA

10730 E. Briarwood Avenue
Centennial, CO 80112
USA
Phone: 303.730.1950
Toll Free: 1.888.506.6887
Fax: 303.730.1966
nb-customerservice@bio-techne.com

Bio-Techne Canada

21 Canmotor Ave
Toronto, ON M8Z 4E6
Canada
Phone: 905.827.6400
Toll Free: 855.668.8722
Fax: 905.827.6402
canada.inquires@bio-techne.com

Bio-Techne Ltd

19 Barton Lane
Abingdon Science Park
Abingdon, OX14 3NB, United Kingdom
Phone: (44) (0) 1235 529449
Free Phone: 0800 37 34 15
Fax: (44) (0) 1235 533420
info.EMEA@bio-techne.com

General Contact Information

www.novusbio.com
Technical Support: nb-technical@bio-techne.com
Orders: nb-customerservice@bio-techne.com
General: novus@novusbio.com

Products Related to NBP1-32832

HAF008	Goat anti-Rabbit IgG Secondary Antibody [HRP]
NB7160	Goat anti-Rabbit IgG (H+L) Secondary Antibody [HRP]
NBP2-24891	Rabbit IgG Isotype Control
NBP2-68852PEP	DAX1/NR0B1 Recombinant Protein Antigen

Limitations

This product is for research use only and is not approved for use in humans or in clinical diagnosis. Primary Antibodies are guaranteed for 1 year from date of receipt.

For more information on our 100% guarantee, please visit www.novusbio.com/guarantee

Earn gift cards/discounts by submitting a review: www.novusbio.com/reviews/submit/NBP1-32832

Earn gift cards/discounts by submitting a publication using this product:
www.novusbio.com/publications

