

Product Datasheet

PSMC3 Antibody - BSA Free

NBP1-32749

Unit Size: 100 ul

Aliquot and store at -20C or -80C. Avoid freeze-thaw cycles.

www.novusbio.com



technical@novusbio.com

Protocols, Publications, Related Products, Reviews, Research Tools and Images at:
www.novusbio.com/NBP1-32749

Updated 9/25/2025 v.20.1

Earn rewards for product
reviews and publications.

Submit a publication at www.novusbio.com/publications

Submit a review at www.novusbio.com/reviews/destination/NBP1-32749



NBP1-32749

PSMC3 Antibody - BSA Free

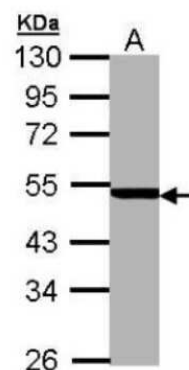
Product Information	
Unit Size	100 ul
Concentration	Concentrations vary lot to lot. See vial label for concentration. If unlisted please contact technical services.
Storage	Aliquot and store at -20C or -80C. Avoid freeze-thaw cycles.
Clonality	Polyclonal
Preservative	0.01% Thimerosal
Isotype	IgG
Purity	Antigen Affinity-purified
Buffer	0.1M Tris, 0.1M Glycine, 10% Glycerol

Product Description	
Description	Novus Biologicals Rabbit PSMC3 Antibody - BSA Free (NBP1-32749) is a polyclonal antibody validated for use in IHC, WB and ICC/IF. All Novus Biologicals antibodies are covered by our 100% guarantee.
Host	Rabbit
Gene ID	5702
Gene Symbol	PSMC3
Species	Human
Immunogen	Recombinant protein encompassing a sequence within the center region of human PSMC3. The exact sequence is proprietary.

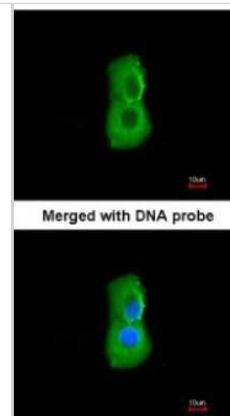
Product Application Details	
Applications	Western Blot, Immunohistochemistry-Paraffin, Immunocytochemistry/ Immunofluorescence, Immunohistochemistry
Recommended Dilutions	Western Blot 1:5000-1:20000, Immunohistochemistry 10 - 1:500, Immunocytochemistry/ Immunofluorescence 1:100-1:1000, Immunohistochemistry-Paraffin 1:100-1:1000

Images

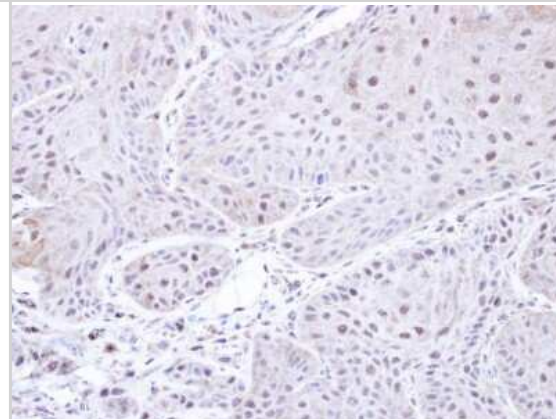
Western Blot: PSMC3 Antibody [NBP1-32749] - (30 ug of whole cell lysate) A: MOLT4 10% SDS PAGE diluted at 1:5000



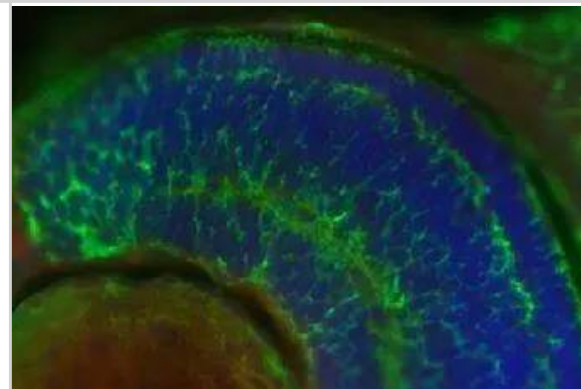
Immunocytochemistry/Immunofluorescence: PSMC3 Antibody [NBP1-32749] - Paraformaldehyde-fixed A549, using antibody at 1:200 dilution.



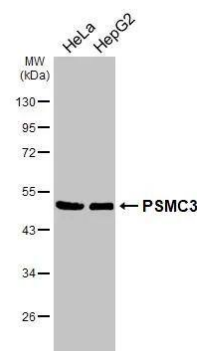
Immunohistochemistry-Paraffin: PSMC3 Antibody [NBP1-32749] - Paraffin-embedded Cal27 xenograft, using antibody at 1:500 dilution.



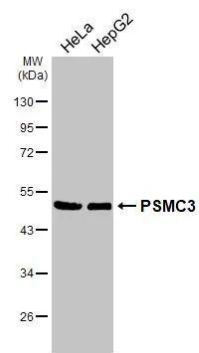
Immunohistochemistry: PSMC3 Antibody [NBP1-32749] - Immunofluorescent image of a zebrafish embryo eye section using PSMC3 antibody [N1C2] (NBP1-32749) at a 1:200 dilution. Psmc3 (Green) Actin(Red)(This image was provided courtesy of the Schilling Lab at UC, Irvine.)



Various whole cell extracts (30 ug) were separated by 10% SDS-PAGE, and the membrane was blotted with PSMC3 antibody [N1C2] (NBP1-32749) diluted at 1:5000. The HRP-conjugated anti-rabbit IgG antibody was used to detect the primary antibody.



Various whole cell extracts (30 ug) were separated by 10% SDS-PAGE, and the membrane was blotted with PSMC3 antibody [N1C2] (NBP1-32749) diluted at 1:5000. The HRP-conjugated anti-rabbit IgG antibody was used to detect the primary antibody.





Novus Biologicals USA

10730 E. Briarwood Avenue
Centennial, CO 80112
USA
Phone: 303.730.1950
Toll Free: 1.888.506.6887
Fax: 303.730.1966
nb-customerservice@bio-techne.com

Bio-Techne Canada

21 Canmotor Ave
Toronto, ON M8Z 4E6
Canada
Phone: 905.827.6400
Toll Free: 855.668.8722
Fax: 905.827.6402
canada.inquires@bio-techne.com

Bio-Techne Ltd

19 Barton Lane
Abingdon Science Park
Abingdon, OX14 3NB, United Kingdom
Phone: (44) (0) 1235 529449
Free Phone: 0800 37 34 15
Fax: (44) (0) 1235 533420
info.EMEA@bio-techne.com

General Contact Information

www.novusbio.com
Technical Support: nb-technical@bio-techne.com
Orders: nb-customerservice@bio-techne.com
General: novus@novusbio.com

Products Related to NBP1-32749

NBP2-33376H	Blue Marker Antibody (6F4-F6) [HRP]
HAF008	Goat anti-Rabbit IgG Secondary Antibody [HRP]
NB7160	Goat anti-Rabbit IgG (H+L) Secondary Antibody [HRP]
NBP2-24891	Rabbit IgG Isotype Control

Limitations

This product is for research use only and is not approved for use in humans or in clinical diagnosis. Primary Antibodies are guaranteed for 1 year from date of receipt.

For more information on our 100% guarantee, please visit www.novusbio.com/guarantee

Earn gift cards/discounts by submitting a review: www.novusbio.com/reviews/submit/NBP1-32749

Earn gift cards/discounts by submitting a publication using this product:
www.novusbio.com/publications

