

Product Datasheet

Calcineurin B Antibody - BSA Free NBP1-32720

Unit Size: 100 ul

Aliquot and store at -20C or -80C. Avoid freeze-thaw cycles.

www.novusbio.com



technical@novusbio.com

Publications: 1

Protocols, Publications, Related Products, Reviews, Research Tools and Images at:
www.novusbio.com/NBP1-32720

Updated 9/25/2025 v.20.1

Earn rewards for product
reviews and publications.

Submit a publication at www.novusbio.com/publications

Submit a review at www.novusbio.com/reviews/destination/NBP1-32720



NBP1-32720

Calcineurin B Antibody - BSA Free


Product Information	
Unit Size	100 ul
Concentration	Concentrations vary lot to lot. See vial label for concentration. If unlisted please contact technical services.
Storage	Aliquot and store at -20C or -80C. Avoid freeze-thaw cycles.
Clonality	Polyclonal
Preservative	0.01% Thimerosal
Isotype	IgG
Purity	Antigen Affinity-purified
Buffer	0.1M Tris, 0.1M Glycine, 10% Glycerol
Target Molecular Weight	19 kDa

Product Description	
Description	Novus Biologicals Rabbit Calcineurin B Antibody - BSA Free (NBP1-32720) is a polyclonal antibody validated for use in IHC and WB. Anti-Calcineurin B Antibody: Cited in 1 publication. All Novus Biologicals antibodies are covered by our 100% guarantee.
Host	Rabbit
Gene ID	5534
Gene Symbol	PPP3R1
Species	Human, Mouse, Rat, Zebrafish
Reactivity Notes	Xenopus laevis (98%).
Immunogen	Full length human Calcineurin B Recombinant protein.

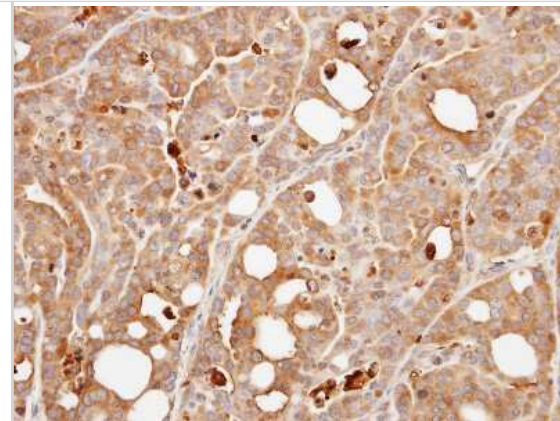
Product Application Details	
Applications	Western Blot, Immunohistochemistry-Paraffin, Immunohistochemistry
Recommended Dilutions	Western Blot 1:500-1:100000, Immunohistochemistry 1:100-1:1000, Immunohistochemistry-Paraffin 1:100-1:1000

Images


Western Blot: Calcineurin B Antibody [NBP1-32720] - Rat tissue extract (50 ug) was separated by 15% SDS-PAGE, and the membrane was blotted with Calcineurin B antibody diluted at 1:100000.



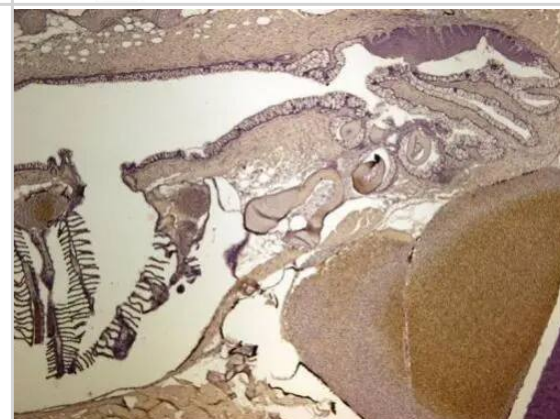
Immunohistochemistry-Paraffin: Calcineurin B Antibody [NBP1-32720] - Paraffin-embedded NCI-N87 xenograft, using antibody at 1:500 dilution.



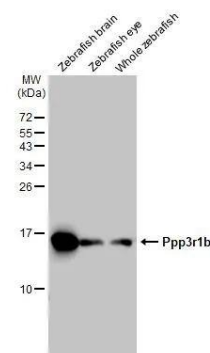
Western Blot: Calcineurin B Antibody [NBP1-32720] - Mouse tissue extract (50 ug) was separated by 15% SDS-PAGE, and the membrane was blotted with Calcineurin B antibody diluted at 1:1000.



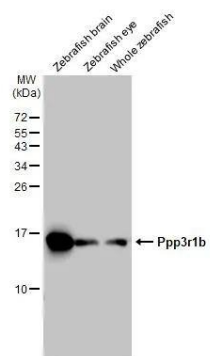
Immunohistochemistry: Calcineurin B Antibody [NBP1-32720] - Immunohistochemical analysis of paraffin-embedded zebrafish tissue, using Calcineurin B antibody (NBP1-32720) at 1:300 dilution.



Various tissue extracts (30 ug) were separated by 15% SDS-PAGE, and the membrane was blotted with Calcineurin B antibody (NBP1-32720) diluted at 1:1000. The HRP-conjugated anti-rabbit IgG antibody was used to detect the primary antibody.



Various tissue extracts (30 ug) were separated by 15% SDS-PAGE, and the membrane was blotted with Calcineurin B antibody (NBP1-32720) diluted at 1:1000. The HRP-conjugated anti-rabbit IgG antibody was used to detect the primary antibody.



Publications

Filomena MC, Yamamoto DL, Carullo P Et al. Myopalladin knockout mice develop cardiac dilation and show a maladaptive response to mechanical pressure overload eLife 2021-09-24 [PMID: 34558411] (WB, Mouse)



Novus Biologicals USA

10730 E. Briarwood Avenue
Centennial, CO 80112
USA
Phone: 303.730.1950
Toll Free: 1.888.506.6887
Fax: 303.730.1966
nb-customerservice@bio-techne.com

Bio-Techne Canada

21 Canmotor Ave
Toronto, ON M8Z 4E6
Canada
Phone: 905.827.6400
Toll Free: 855.668.8722
Fax: 905.827.6402
canada.inquires@bio-techne.com

Bio-Techne Ltd

19 Barton Lane
Abingdon Science Park
Abingdon, OX14 3NB, United Kingdom
Phone: (44) (0) 1235 529449
Free Phone: 0800 37 34 15
Fax: (44) (0) 1235 533420
info.EMEA@bio-techne.com

General Contact Information

www.novusbio.com
Technical Support: nb-technical@bio-techne.com
Orders: nb-customerservice@bio-techne.com
General: novus@novusbio.com

Products Related to NBP1-32720

NBP2-33376H	Blue Marker Antibody (6F4-F6) [HRP]
HAF008	Goat anti-Rabbit IgG Secondary Antibody [HRP]
NB7160	Goat anti-Rabbit IgG (H+L) Secondary Antibody [HRP]
NBP2-24891	Rabbit IgG Isotype Control

Limitations

This product is for research use only and is not approved for use in humans or in clinical diagnosis. Primary Antibodies are guaranteed for 1 year from date of receipt.

For more information on our 100% guarantee, please visit www.novusbio.com/guarantee

Earn gift cards/discounts by submitting a review: www.novusbio.com/reviews/submit/NBP1-32720

Earn gift cards/discounts by submitting a publication using this product:
www.novusbio.com/publications

