

# Product Datasheet

## RPL13A Antibody NBP1-32710

Unit Size: 0.1 ml

Aliquot and store at -20C or -80C. Avoid freeze-thaw cycles.

[www.novusbio.com](http://www.novusbio.com)



[technical@novusbio.com](mailto:technical@novusbio.com)

Protocols, Publications, Related Products, Reviews, Research Tools and Images at:  
[www.novusbio.com/NBP1-32710](http://www.novusbio.com/NBP1-32710)

Updated 9/9/2025 v.20.1

Earn rewards for product  
reviews and publications.

Submit a publication at [www.novusbio.com/publications](http://www.novusbio.com/publications)

Submit a review at [www.novusbio.com/reviews/destination/NBP1-32710](http://www.novusbio.com/reviews/destination/NBP1-32710)



**NBP1-32710**

## RPL13A Antibody

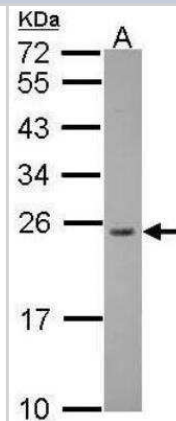
| Product Information     |  |
|-------------------------|--|
| Unit Size               | 0.1 ml   |
| Concentration           | Concentrations vary lot to lot. See vial label for concentration. If unlisted please contact technical services. |
| Storage                 | Aliquot and store at -20C or -80C. Avoid freeze-thaw cycles.   |
| Clonality               | Polyclonal   |
| Preservative            | 0.01% Thimerosal   |
| Isotype                 | IgG  |
| Purity                  | Antigen Affinity-purified  |
| Buffer                  | PBS, 1% BSA, 20% Glycerol  |
| Target Molecular Weight | 24 kDa   |

| Product Description |   |
|---------------------|---|
| Description         | Novus Biologicals Rabbit RPL13A Antibody (NBP1-32710) is a polyclonal antibody validated for use in IHC, WB and ICC/IF. All Novus Biologicals antibodies are covered by our 100% guarantee. |
| Host                | Rabbit  |
| Gene ID             | 23521   |
| Gene Symbol         | RPL13A  |
| Species             | Human, Zebrafish  |
| Reactivity Notes    | Xenopus laevis (91%).   |
| Immunogen           | Recombinant protein encompassing a sequence within the center region of human RPL13A. The exact sequence is proprietary.  |

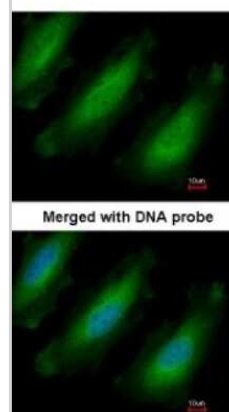
| Product Application Details |  |
|-----------------------------|--|
| Applications                | Western Blot, Immunohistochemistry-Paraffin, Immunocytochemistry/ Immunofluorescence, Immunohistochemistry   |
| Recommended Dilutions       | Western Blot 1:500-1:3000, Immunohistochemistry 1:100-1:1000, Immunocytochemistry/ Immunofluorescence 1:100-1:1000, Immunohistochemistry-Paraffin 1:100-1:1000 |

**Images**

Western Blot: RPL13A Antibody [NBP1-32710] - Sample (30 ug of whole cell lysate) A: zebrafish heart 12% SDS PAGE diluted at 1:500



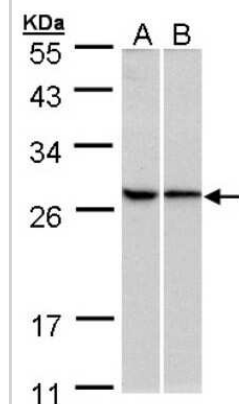
Immunocytochemistry/Immunofluorescence: RPL13A Antibody [NBP1-32710] - Paraformaldehyde-fixed HeLa, using antibody at 1:200 dilution.



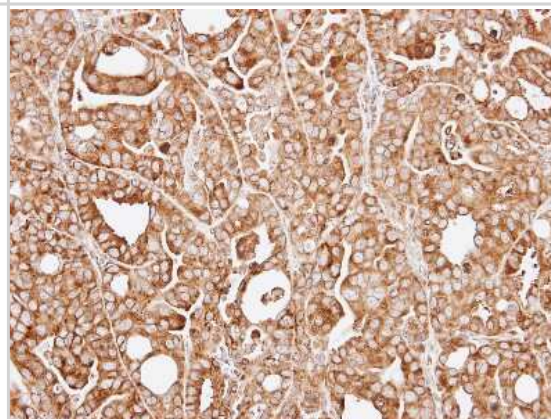
Immunohistochemistry-Paraffin: RPL13A Antibody [NBP1-32710] - Analysis of paraffin-embedded zebrafish tissue, using RPL13A antibody [N1C3] at 1:300 dilution.



Western Blot: RPL13A Antibody [NBP1-32710] - Sample (30 ug of whole cell lysate)A:293T B:HeLa10% SDS PAGE, antibody diluted at 1:500.



Immunohistochemistry-Paraffin: RPL13A Antibody [NBP1-32710] - NCI-N87 xenograft, using RPL13A antibody at 1:100 dilution. Antigen Retrieval: Trilogy™ (EDTA based, pH 8.0) buffer, 15min.





### **Novus Biologicals USA**

10730 E. Briarwood Avenue  
Centennial, CO 80112  
USA  
Phone: 303.730.1950  
Toll Free: 1.888.506.6887  
Fax: 303.730.1966  
nb-customerservice@bio-techne.com

### **Bio-Techne Canada**

21 Canmotor Ave  
Toronto, ON M8Z 4E6  
Canada  
Phone: 905.827.6400  
Toll Free: 855.668.8722  
Fax: 905.827.6402  
canada.inquires@bio-techne.com

### **Bio-Techne Ltd**

19 Barton Lane  
Abingdon Science Park  
Abingdon, OX14 3NB, United Kingdom  
Phone: (44) (0) 1235 529449  
Free Phone: 0800 37 34 15  
Fax: (44) (0) 1235 533420  
info.EMEA@bio-techne.com

### **General Contact Information**

www.novusbio.com  
Technical Support: nb-technical@bio-techne.com  
Orders: nb-customerservice@bio-techne.com  
General: novus@novusbio.com

### **Products Related to NBP1-32710**

---

|             |   |
|-------------|---|
| NBP2-33376H | Blue Marker Antibody (6F4-F6) [HRP]                 |
| HAF008      | Goat anti-Rabbit IgG Secondary Antibody [HRP]       |
| NB7160      | Goat anti-Rabbit IgG (H+L) Secondary Antibody [HRP] |
| NBP2-24891  | Rabbit IgG Isotype Control                          |

---

### **Limitations**

This product is for research use only and is not approved for use in humans or in clinical diagnosis. Primary Antibodies are guaranteed for 1 year from date of receipt.

For more information on our 100% guarantee, please visit [www.novusbio.com/guarantee](http://www.novusbio.com/guarantee)

Earn gift cards/discounts by submitting a review: [www.novusbio.com/reviews/submit/NBP1-32710](http://www.novusbio.com/reviews/submit/NBP1-32710)

Earn gift cards/discounts by submitting a publication using this product:  
[www.novusbio.com/publications](http://www.novusbio.com/publications)

