

Product Datasheet

Glutathione S-transferase Mu 5 Antibody - BSA Free NBP1-32682

Unit Size: 100 ul

Aliquot and store at -20C or -80C. Avoid freeze-thaw cycles.

www.novusbio.com



technical@novusbio.com

Protocols, Publications, Related Products, Reviews, Research Tools and Images at:
www.novusbio.com/NBP1-32682

Updated 9/25/2025 v.20.1

Earn rewards for product
reviews and publications.

Submit a publication at www.novusbio.com/publications

Submit a review at www.novusbio.com/reviews/destination/NBP1-32682



NBP1-32682**Glutathione S-transferase Mu 5 Antibody - BSA Free**

Product Information	
Unit Size	100 ul
Concentration	Concentrations vary lot to lot. See vial label for concentration. If unlisted please contact technical services.
Storage	Aliquot and store at -20C or -80C. Avoid freeze-thaw cycles.
Clonality	Polyclonal
Preservative	0.01% Thimerosal
Isotype	IgG
Purity	Antigen Affinity-purified
Buffer	0.1M Tris, 0.1M Glycine, 10% Glycerol

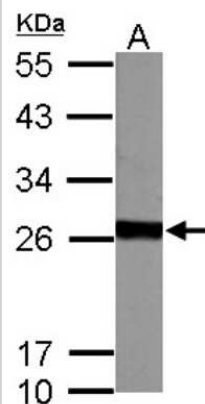
Product Description	
Description	Novus Biologicals Rabbit Glutathione S-transferase Mu 5 Antibody - BSA Free (NBP1-32682) is a polyclonal antibody validated for use in IHC, WB and ICC/IF. All Novus Biologicals antibodies are covered by our 100% guarantee.
Host	Rabbit
Gene ID	2949
Gene Symbol	GSTM5
Species	Human, Mouse, Rat
Immunogen	Full length human Glutathione S-transferase Mu 5 Recombinant protein.

Product Application Details	
Applications	Western Blot, Immunohistochemistry-Paraffin, Immunocytochemistry/ Immunofluorescence, Immunohistochemistry
Recommended Dilutions	Western Blot 1:5000-1:20000, Immunohistochemistry 10 - 1:500, Immunocytochemistry/ Immunofluorescence 1:100-1:1000, Immunohistochemistry-Paraffin 1:100-1:1000



Images

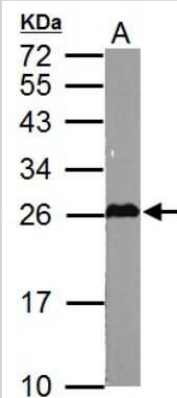
Western Blot: Glutathione S-transferase Mu 5 Antibody [NBP1-32682] - Sample (50 ug of whole cell lysate) A: rat testis 12% SDS PAGE; antibody diluted at 1:10000.



Immunocytochemistry/Immunofluorescence: Glutathione S-transferase Mu 5 Antibody [NBP1-32682] - Paraformaldehyde-fixed HeLa, using antibody at 1:200 dilution.



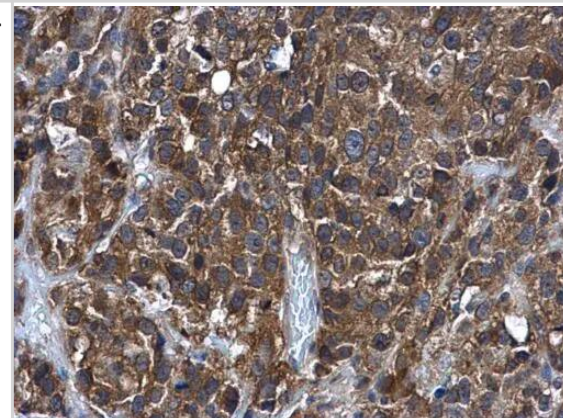
Western Blot: Glutathione S-transferase Mu 5 Antibody [NBP1-32682] - Sample (50 ug of whole cell lysate) A: mouse testis 12% SDS PAGE; antibody diluted at 1:10000.



Immunohistochemistry: Glutathione S-transferase Mu 5 Antibody [NBP1-32682] - Glutathione S-transferase Mu 5 antibody detects Glutathione S-transferase Mu 5 protein at cytoplasm in human cervical cancer by immunohistochemical analysis.

Sample: Paraffin-embedded human cervical cancer.
Glutathione S-transferase Mu 5 antibody (NBP1-32682) diluted at 1:500.

Antigen Retrieval: Citrate buffer, pH 6.0, 15 min





Novus Biologicals USA

10730 E. Briarwood Avenue
Centennial, CO 80112
USA
Phone: 303.730.1950
Toll Free: 1.888.506.6887
Fax: 303.730.1966
nb-customerservice@bio-techne.com

Bio-Techne Canada

21 Canmotor Ave
Toronto, ON M8Z 4E6
Canada
Phone: 905.827.6400
Toll Free: 855.668.8722
Fax: 905.827.6402
canada.inquires@bio-techne.com

Bio-Techne Ltd

19 Barton Lane
Abingdon Science Park
Abingdon, OX14 3NB, United Kingdom
Phone: (44) (0) 1235 529449
Free Phone: 0800 37 34 15
Fax: (44) (0) 1235 533420
info.EMEA@bio-techne.com

General Contact Information

www.novusbio.com
Technical Support: nb-technical@bio-techne.com
Orders: nb-customerservice@bio-techne.com
General: novus@novusbio.com

Products Related to NBP1-32682

NBP2-33376H	Blue Marker Antibody (6F4-F6) [HRP]
HAF008	Goat anti-Rabbit IgG Secondary Antibody [HRP]
NB7160	Goat anti-Rabbit IgG (H+L) Secondary Antibody [HRP]
NBP2-24891	Rabbit IgG Isotype Control

Limitations

This product is for research use only and is not approved for use in humans or in clinical diagnosis. Primary Antibodies are guaranteed for 1 year from date of receipt.

For more information on our 100% guarantee, please visit www.novusbio.com/guarantee

Earn gift cards/discounts by submitting a review: www.novusbio.com/reviews/submit/NBP1-32682

Earn gift cards/discounts by submitting a publication using this product:
www.novusbio.com/publications

