

Product Datasheet

CHMP5 Antibody - BSA Free

NBP1-32597

Unit Size: 0.1 ml

Aliquot and store at -20C or -80C. Avoid freeze-thaw cycles.

www.novusbio.com



technical@novusbio.com

Protocols, Publications, Related Products, Reviews, Research Tools and Images at:
www.novusbio.com/NBP1-32597

Updated 9/9/2025 v.20.1

Earn rewards for product
reviews and publications.

Submit a publication at www.novusbio.com/publications

Submit a review at www.novusbio.com/reviews/destination/NBP1-32597



NBP1-32597

CHMP5 Antibody - BSA Free

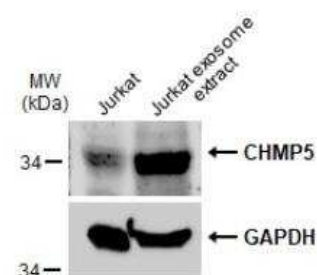
Product Information	
Unit Size	0.1 ml
Concentration	Concentrations vary lot to lot. See vial label for concentration. If unlisted please contact technical services.
Storage	Aliquot and store at -20C or -80C. Avoid freeze-thaw cycles.
Clonality	Polyclonal
Preservative	0.01% Thimerosal
Isotype	IgG
Purity	Antigen Affinity-purified
Buffer	PBS, 20% Glycerol
Target Molecular Weight	25 kDa

Product Description	
Description	Novus Biologicals Rabbit CHMP5 Antibody - BSA Free (NBP1-32597) is a polyclonal antibody validated for use in IHC, WB, ICC/IF and IP. All Novus Biologicals antibodies are covered by our 100% guarantee.
Host	Rabbit
Gene ID	51510
Gene Symbol	CHMP5
Species	Human, Mouse
Reactivity Notes	Xenopus laevis (88%).
Immunogen	Recombinant protein encompassing a sequence within the center region of human CHMP5. The exact sequence is proprietary.

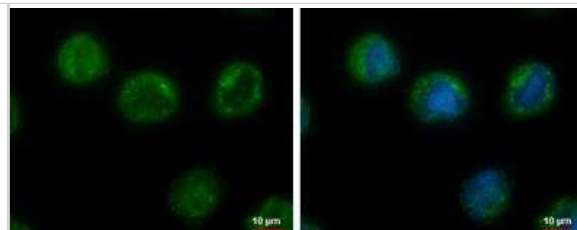
Product Application Details	
Applications	Western Blot, Immunohistochemistry-Paraffin, Immunocytochemistry/Immunofluorescence, Immunohistochemistry, Immunoprecipitation
Recommended Dilutions	Western Blot 1:500-1:3000, Immunohistochemistry 1:100-1:1000, Immunocytochemistry/ Immunofluorescence 1:100-1:1000, Immunoprecipitation Assay dependent, Immunohistochemistry-Paraffin 1:100-1:1000

Images

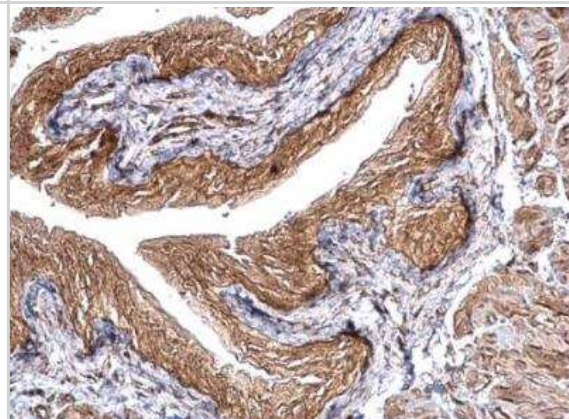
Western Blot: CHMP5 Antibody [NBP1-32597] - Jurkat whole cell extracts and Jurkat exosome extract (15.4 ug) were separated by 12% SDS-PAGE, and the membrane was blotted with CHMP5 antibody [N1C3] diluted at 1:250. The HRP-conjugated anti-rabbit IgG antibody (NBP2-19301) was used to detect the primary antibody.



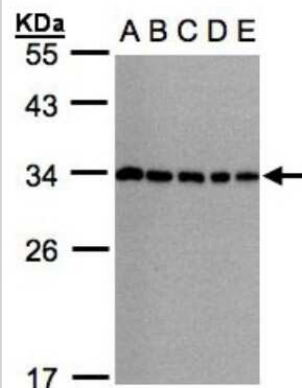
Immunocytochemistry/Immunofluorescence: CHMP5 Antibody [NBP1-32597] - HL-60 cells were fixed in ice-cold MeOH for 5 min. Green: CHMP5 protein stained by CHMP5 antibody [N1C3] diluted at 1:500. Blue: Hoechst 33342 staining.



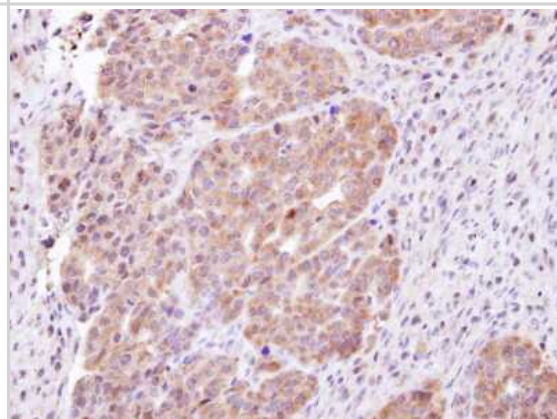
Immunohistochemistry-Paraffin: CHMP5 Antibody [NBP1-32597] - Mouse urinary bladder. CHMP5 stained by CHMP5 antibody [N1C3] diluted at 1:500. Antigen Retrieval: Trilogy™ (EDTA based, pH 8.0) buffer, 15min.



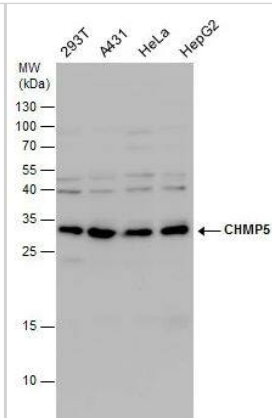
Western Blot: CHMP5 Antibody [NBP1-32597] - Sample(30ug whole cell lysate)A: 293TB: A431 C: H1299D: HeLa S3 E: Hep G2 2% SDS PAGE, antibody diluted at 1:1000.



Immunohistochemistry-Paraffin: CHMP5 Antibody [NBP1-32597] - NCIN87 xenograft, using CHMP5 antibody at 1:100 dilution. Antigen Retrieval: Trilogy™ (EDTA based, pH 8.0) buffer, 15min.



Western Blot: CHMP5 Antibody [NBP1-32597] -CHMP5 antibody detects CHMP5 protein by Western blot analysis. Various whole cell extracts (30 ug) were separated by 15 % SDS-PAGE, and blotted with CHMP5 antibody diluted by 1:1000





Novus Biologicals USA

10730 E. Briarwood Avenue
Centennial, CO 80112
USA
Phone: 303.730.1950
Toll Free: 1.888.506.6887
Fax: 303.730.1966
nb-customerservice@bio-techne.com

Bio-Techne Canada

21 Canmotor Ave
Toronto, ON M8Z 4E6
Canada
Phone: 905.827.6400
Toll Free: 855.668.8722
Fax: 905.827.6402
canada.inquires@bio-techne.com

Bio-Techne Ltd

19 Barton Lane
Abingdon Science Park
Abingdon, OX14 3NB, United Kingdom
Phone: (44) (0) 1235 529449
Free Phone: 0800 37 34 15
Fax: (44) (0) 1235 533420
info.EMEA@bio-techne.com

General Contact Information

www.novusbio.com
Technical Support: nb-technical@bio-techne.com
Orders: nb-customerservice@bio-techne.com
General: novus@novusbio.com

Products Related to NBP1-32597

NBP2-33376H	Blue Marker Antibody (6F4-F6) [HRP]
HAF008	Goat anti-Rabbit IgG Secondary Antibody [HRP]
NB7160	Goat anti-Rabbit IgG (H+L) Secondary Antibody [HRP]
NBP2-24891	Rabbit IgG Isotype Control

Limitations

This product is for research use only and is not approved for use in humans or in clinical diagnosis. Primary Antibodies are guaranteed for 1 year from date of receipt.

For more information on our 100% guarantee, please visit www.novusbio.com/guarantee

Earn gift cards/discounts by submitting a review: www.novusbio.com/reviews/submit/NBP1-32597

Earn gift cards/discounts by submitting a publication using this product:
www.novusbio.com/publications

