

Product Datasheet

NAPA Antibody - BSA Free NBP1-32493

Unit Size: 0.1 ml

Aliquot and store at -20C or -80C. Avoid freeze-thaw cycles.

www.novusbio.com



technical@novusbio.com

Protocols, Publications, Related Products, Reviews, Research Tools and Images at:
www.novusbio.com/NBP1-32493

Updated 9/25/2025 v.20.1

Earn rewards for product
reviews and publications.

Submit a publication at www.novusbio.com/publications

Submit a review at www.novusbio.com/reviews/destination/NBP1-32493



NBP1-32493

NAPA Antibody - BSA Free

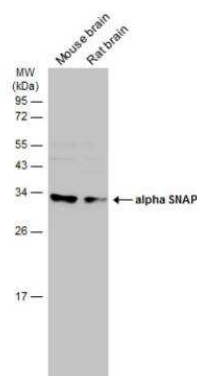
Product Information	
Unit Size	0.1 ml
Concentration	Concentrations vary lot to lot. See vial label for concentration. If unlisted please contact technical services.
Storage	Aliquot and store at -20C or -80C. Avoid freeze-thaw cycles.
Clonality	Polyclonal
Preservative	0.01% Thimerosal
Isotype	IgG
Purity	Antigen Affinity-purified
Buffer	0.1M Tris, 0.1M Glycine, 10% Glycerol
Target Molecular Weight	33 kDa

Product Description	
Description	Novus Biologicals Rabbit NAPA Antibody - BSA Free (NBP1-32493) is a polyclonal antibody validated for use in IHC, WB, ICC/IF and IP. All Novus Biologicals antibodies are covered by our 100% guarantee.
Host	Rabbit
Gene ID	8775
Gene Symbol	NAPA
Species	Human, Mouse, Rat
Reactivity Notes	Immunogen displays the following percentage of sequence identity for non-tested species: <i>Xenopus laevis</i> (89%), Chimpanzee (100%).
Immunogen	Recombinant protein encompassing a sequence within the center region of human NAPA. The exact sequence is proprietary.

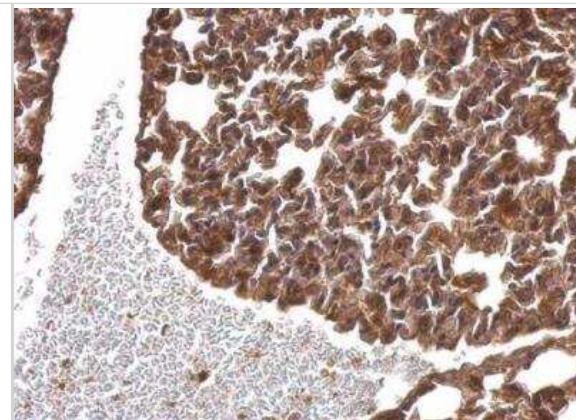
Product Application Details	
Applications	Western Blot, Immunohistochemistry-Paraffin, Immunocytochemistry/Immunofluorescence, Immunohistochemistry, Immunoprecipitation
Recommended Dilutions	Western Blot 1:500-1:10000, Immunohistochemistry 1:100-1:1000, Immunocytochemistry/ Immunofluorescence 1:100-1:1000, Immunoprecipitation 1:10 - 1:500, Immunohistochemistry-Paraffin 1:100-1:1000
Application Notes	Immunoprecipitation Assay-dependent dilution

Images

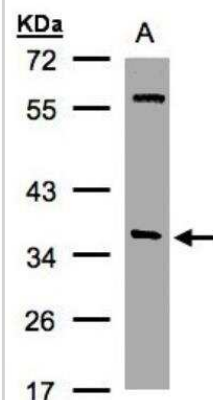
Western Blot: NAPA Antibody [NBP1-32493] - Various tissue extracts (50 ug) were separated by 12% SDS-PAGE, and the membrane was blotted with alpha SNAP antibody [N2C3] diluted at 1:5000. The HRP-conjugated anti-rabbit IgG antibody (NBP2-19301) was used to detect the primary antibody.



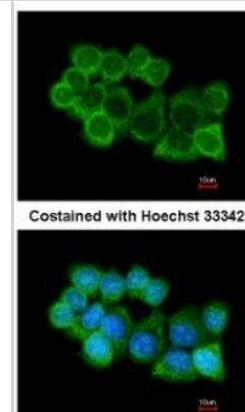
Immunohistochemistry-Paraffin: NAPA Antibody [NBP1-32493] - Paraffin-embedded mouse lung. alpha SNAP antibody [N2C3]) dilution: 1:500.



Western Blot: NAPA Antibody [NBP1-32493] - NAPA Antibody Sample (30 ug whole cell lysate)A:Hep G2 10% SDS PAGE, antibody diluted at 1:1000.



Immunocytochemistry/Immunofluorescence: NAPA Antibody [NBP1-32493] - NAPA Antibody Analysis of methanol-fixed A431, using antibody at 1:200 dilution.



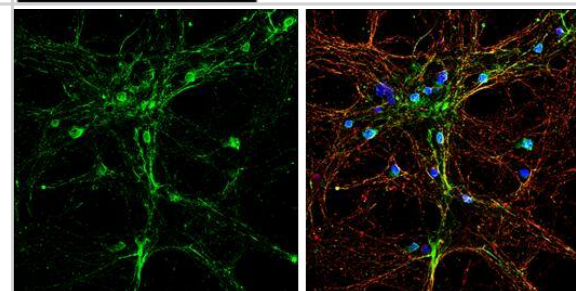
NAPA antibody [N2C3] detects NAPA protein by immunofluorescent analysis.

Sample: DIV10 rat E18 primary hippocampal neurons were fixed in 4% paraformaldehyde at RT for 15 min.

Green: NAPA protein stained by NAPA antibody [N2C3] (NBP1-32493) diluted at 1:500.

Red: beta Tubulin 3/ Tuj1, stained by beta Tubulin 3/ Tuj1 antibody [GT1338] diluted at 1:500.

Blue: Fluoroshield with DAPI .





Novus Biologicals USA

10730 E. Briarwood Avenue
Centennial, CO 80112
USA
Phone: 303.730.1950
Toll Free: 1.888.506.6887
Fax: 303.730.1966
nb-customerservice@bio-techne.com

Bio-Techne Canada

21 Canmotor Ave
Toronto, ON M8Z 4E6
Canada
Phone: 905.827.6400
Toll Free: 855.668.8722
Fax: 905.827.6402
canada.inquires@bio-techne.com

Bio-Techne Ltd

19 Barton Lane
Abingdon Science Park
Abingdon, OX14 3NB, United Kingdom
Phone: (44) (0) 1235 529449
Free Phone: 0800 37 34 15
Fax: (44) (0) 1235 533420
info.EMEA@bio-techne.com

General Contact Information

www.novusbio.com
Technical Support: nb-technical@bio-techne.com
Orders: nb-customerservice@bio-techne.com
General: novus@novusbio.com

Products Related to NBP1-32493

NBP2-33376H	Blue Marker Antibody (6F4-F6) [HRP]
HAF008	Goat anti-Rabbit IgG Secondary Antibody [HRP]
NB7160	Goat anti-Rabbit IgG (H+L) Secondary Antibody [HRP]
NBP2-24891	Rabbit IgG Isotype Control

Limitations

This product is for research use only and is not approved for use in humans or in clinical diagnosis. Primary Antibodies are guaranteed for 1 year from date of receipt.

For more information on our 100% guarantee, please visit www.novusbio.com/guarantee

Earn gift cards/discounts by submitting a review: www.novusbio.com/reviews/submit/NBP1-32493

Earn gift cards/discounts by submitting a publication using this product:
www.novusbio.com/publications

