

# Product Datasheet

## Seladin 1 Antibody - BSA Free NBP1-32247

Unit Size: 0.1 ml

Aliquot and store at -20C or -80C. Avoid freeze-thaw cycles.

[www.novusbio.com](http://www.novusbio.com)



[technical@novusbio.com](mailto:technical@novusbio.com)

### Publications: 1

Protocols, Publications, Related Products, Reviews, Research Tools and Images at:  
[www.novusbio.com/NBP1-32247](http://www.novusbio.com/NBP1-32247)

Updated 3/4/2026 v.20.1

Earn rewards for product  
reviews and publications.

Submit a publication at [www.novusbio.com/publications](http://www.novusbio.com/publications)

Submit a review at [www.novusbio.com/reviews/destination/NBP1-32247](http://www.novusbio.com/reviews/destination/NBP1-32247)



**NBP1-32247**

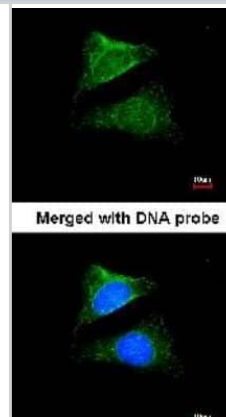
Seladin 1 Antibody - BSA Free

Product Information	
Unit Size	0.1 ml
Concentration	Concentrations vary lot to lot. See vial label for concentration. If unlisted please contact technical services.
Storage	Aliquot and store at -20C or -80C. Avoid freeze-thaw cycles.
Clonality	Polyclonal
Preservative	0.025% Proclin 300
Isotype	IgG
Purity	Antigen Affinity-purified
Buffer	PBS, 20% Glycerol
Target Molecular Weight	60 kDa
Product Description	
Host	Rabbit
Gene ID	1718
Gene Symbol	DHCR24
Species	Human, Mouse, Rat
Reactivity Notes	Zebrafish (82%), Xenopus laevis (81%), Chicken (80%).
Immunogen	Recombinant protein encompassing a sequence within the center region of human Seladin 1. The exact sequence is proprietary.
Product Application Details	
Applications	Western Blot, Simple Western, Immunohistochemistry-Paraffin, Immunocytochemistry/ Immunofluorescence, Immunohistochemistry
Recommended Dilutions	Western Blot 1:500-1:3000, Simple Western 1:5, Immunohistochemistry 1:100-1:1000, Immunocytochemistry/ Immunofluorescence 1:100-1:1000, Immunohistochemistry-Paraffin 1:100-1:1000
Application Notes	See <a href="#">Simple Western Antibody Database</a> for Simple Western validation: Tested in Arteries, separated by Size, antibody dilution of 1:5

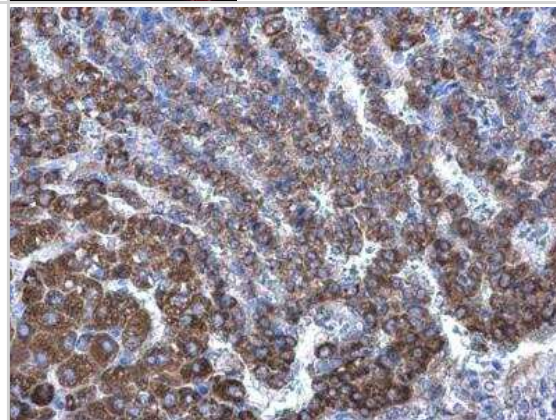


## Images

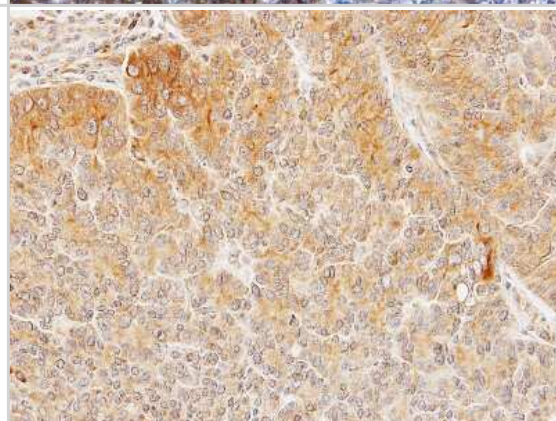
Immunocytochemistry/Immunofluorescence: Seladin 1 Antibody [NBP1-32247] - Analysis of HeLa, using Seladin 1 antibody at 1:200 dilution.



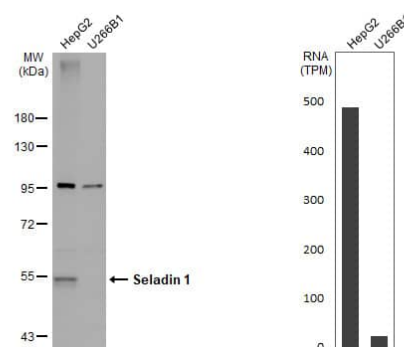
Immunohistochemistry-Paraffin: Seladin 1 Antibody [NBP1-32247] - Paraffin-embedded rat adrenal gland. Seladin 1 antibody [N1C2] diluted at 1:500.



Immunohistochemistry-Paraffin: Seladin 1 Antibody [NBP1-32247] - Paraffin-embedded SW480 xenograft, using antibody at 1:100 dilution.



Various whole cell extracts (30 ug) were separated by 7.5% SDS-PAGE, and the membrane was blotted with Seladin 1 antibody [N1C2] (NBP1-32247) diluted at 1:3000. The HRP-conjugated anti-rabbit IgG antibody was used to detect the primary antibody, and the signal was developed with Trident ECL plus-Enhanced. Corresponding RNA expression data for the same cell lines are based on Human Protein Atlas program.



## Publications

Kohlhaas J, Jager M. A, et al. Endothelial cells control vascular smooth muscle cell cholesterol levels by regulating 24-dehydrocholesterol reductase expression. *Exp Cell Res* 2021-01-07 [PMID: 33422461] (Simple Western, Human)



### Novus Biologicals USA

10730 E. Briarwood Avenue  
Centennial, CO 80112  
USA  
Phone: 303.730.1950  
Toll Free: 1.888.506.6887  
Fax: 303.730.1966  
nb-customerservice@bio-techne.com

### Bio-Techne Canada

21 Canmotor Ave  
Toronto, ON M8Z 4E6  
Canada  
Phone: 905.827.6400  
Toll Free: 855.668.8722  
Fax: 905.827.6402  
canada.inquires@bio-techne.com

### Bio-Techne Ltd

19 Barton Lane  
Abingdon Science Park  
Abingdon, OX14 3NB, United Kingdom  
Phone: (44) (0) 1235 529449  
Free Phone: 0800 37 34 15  
Fax: (44) (0) 1235 533420  
info.EMEA@bio-techne.com

### General Contact Information

www.novusbio.com  
Technical Support: nb-technical@bio-techne.com  
Orders: nb-customerservice@bio-techne.com  
General: novus@novusbio.com

### Products Related to NBP1-32247

---

HAF008	Goat anti-Rabbit IgG Secondary Antibody [HRP]
NB7160	Goat anti-Rabbit IgG (H+L) Secondary Antibody [HRP]
NBP2-24891	Rabbit IgG Isotype Control
NBP2-38980PEP	Seladin 1 Recombinant Protein Antigen

---

### Limitations

This product is for research use only and is not approved for use in humans or in clinical diagnosis. Primary Antibodies are guaranteed for 1 year from date of receipt.

For more information on our 100% guarantee, please visit [www.novusbio.com/guarantee](http://www.novusbio.com/guarantee)

Earn gift cards/discounts by submitting a review: [www.novusbio.com/reviews/submit/NBP1-32247](http://www.novusbio.com/reviews/submit/NBP1-32247)

Earn gift cards/discounts by submitting a publication using this product:  
[www.novusbio.com/publications](http://www.novusbio.com/publications)

