

Product Datasheet

Tubulin Beta 4 Antibody - BSA Free NBP1-32205

Unit Size: 0.1 ml

Aliquot and store at -20C or -80C. Avoid freeze-thaw cycles.

www.novusbio.com



technical@novusbio.com

Publications: 1

Protocols, Publications, Related Products, Reviews, Research Tools and Images at:
www.novusbio.com/NBP1-32205

Updated 9/25/2025 v.20.1

Earn rewards for product
reviews and publications.

Submit a publication at www.novusbio.com/publications

Submit a review at www.novusbio.com/reviews/destination/NBP1-32205



NBP1-32205

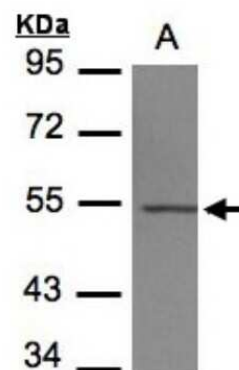
Tubulin Beta 4 Antibody - BSA Free

Product Information	
Unit Size	0.1 ml
Concentration	Concentrations vary lot to lot. See vial label for concentration. If unlisted please contact technical services.
Storage	Aliquot and store at -20C or -80C. Avoid freeze-thaw cycles.
Clonality	Polyclonal
Preservative	0.01% Thimerosal
Isotype	IgG
Purity	Antigen Affinity-purified
Buffer	0.1M Tris, 0.1M Glycine, 10% Glycerol
Target Molecular Weight	50 kDa
Product Description	
Description	Novus Biologicals Rabbit Tubulin Beta 4 Antibody - BSA Free (NBP1-32205) is a polyclonal antibody validated for use in IHC, WB and ICC/IF. Anti-Tubulin Beta 4 Antibody: Cited in 1 publication. All Novus Biologicals antibodies are covered by our 100% guarantee.
Host	Rabbit
Gene ID	10382
Gene Symbol	TUBB4A
Species	Human, Mouse, Rat
Reactivity Notes	Xenopus laevis (96%).
Immunogen	Recombinant protein encompassing a sequence within the center region of human Tubulin Beta 4. The exact sequence is proprietary.
Product Application Details	
Applications	Western Blot, Immunocytochemistry/ Immunofluorescence, Immunohistochemistry
Recommended Dilutions	Western Blot 1:500-1:3000, Immunohistochemistry 1:100-1:1000, Immunocytochemistry/ Immunofluorescence 1:100-1:1000
Application Notes	IHC usage reported in scientific literature (PMID: 24624341).

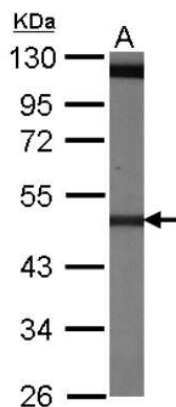


Images

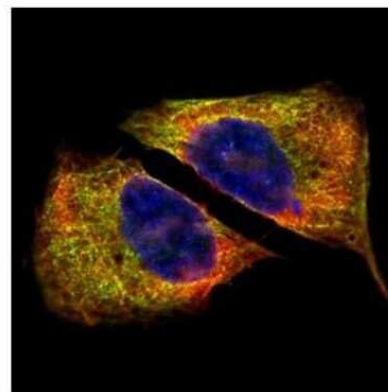
Western Blot: Tubulin Beta 4 Antibody [NBP1-32205] - Sample(30 ug of whole cell lysate) A:293T7. 5% SDS PAGE, antibody diluted at 1:1000.



Western Blot: Tubulin Beta 4 Antibody [NBP1-32205] - Sample (30 ug of whole cell lysate) A: NIH-3T3 10% SDS PAGE; antibody diluted at 1:1000.



Immunocytochemistry/Immunofluorescence: Tubulin Beta 4 Antibody [NBP1-32205] - Paraformaldehyde-fixed U2OS, using beta Tubulin 4 antibody (Green) at 1:500 dilution. Alpha-tubulin filaments were labeled with an alpha Tubulin antibody (Red) at 1:2000.



Tubulin Beta 4 antibody detects Tubulin Beta 4 protein by immunofluorescent analysis. Sample: DIV9 rat E18 primary cortical neuron cells were fixed in 4% paraformaldehyde at RT for 15 min. Green: Tubulin Beta 4 stained by Tubulin Beta 4 antibody (NBP1-32205) diluted at 1:500. Red: beta Tubulin 3/ Tuj1, stained by beta Tubulin 3/ Tuj1 antibody [GT11710] diluted at 1:500. Blue: Fluoroshield with DAPI .



Publications

Xu Weiling, Janocha Allison J, Leahy Rachel A et al. A novel method for pulmonary research: assessment of bioenergetic function at the air-liquid interface. Redox Biol. 2014-01-16 [PMID: 24624341] (IF/IHC)



Novus Biologicals USA

10730 E. Briarwood Avenue
Centennial, CO 80112
USA
Phone: 303.730.1950
Toll Free: 1.888.506.6887
Fax: 303.730.1966
nb-customerservice@bio-techne.com

Bio-Techne Canada

21 Canmotor Ave
Toronto, ON M8Z 4E6
Canada
Phone: 905.827.6400
Toll Free: 855.668.8722
Fax: 905.827.6402
canada.inquires@bio-techne.com

Bio-Techne Ltd

19 Barton Lane
Abingdon Science Park
Abingdon, OX14 3NB, United Kingdom
Phone: (44) (0) 1235 529449
Free Phone: 0800 37 34 15
Fax: (44) (0) 1235 533420
info.EMEA@bio-techne.com

General Contact Information

www.novusbio.com
Technical Support: nb-technical@bio-techne.com
Orders: nb-customerservice@bio-techne.com
General: novus@novusbio.com

Products Related to NBP1-32205

NBP2-33376H	Blue Marker Antibody (6F4-F6) [HRP]
HAF008	Goat anti-Rabbit IgG Secondary Antibody [HRP]
NB7160	Goat anti-Rabbit IgG (H+L) Secondary Antibody [HRP]
NBP2-24891	Rabbit IgG Isotype Control

Limitations

This product is for research use only and is not approved for use in humans or in clinical diagnosis. Primary Antibodies are guaranteed for 1 year from date of receipt.

For more information on our 100% guarantee, please visit www.novusbio.com/guarantee

Earn gift cards/discounts by submitting a review: www.novusbio.com/reviews/submit/NBP1-32205

Earn gift cards/discounts by submitting a publication using this product:
www.novusbio.com/publications

