

Product Datasheet

ENO3 Antibody - BSA Free NBP1-31764

Unit Size: 0.1 ml

Aliquot and store at -20C or -80C. Avoid freeze-thaw cycles.

www.novusbio.com



technical@novusbio.com

Publications: 1

Protocols, Publications, Related Products, Reviews, Research Tools and Images at:
www.novusbio.com/NBP1-31764

Updated 9/25/2025 v.20.1

Earn rewards for product
reviews and publications.

Submit a publication at www.novusbio.com/publications

Submit a review at www.novusbio.com/reviews/destination/NBP1-31764



NBP1-31764

ENO3 Antibody - BSA Free

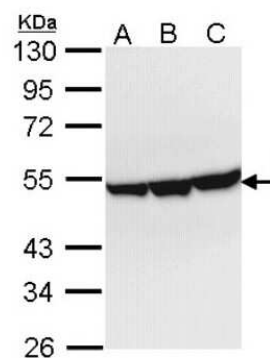
Product Information	
Unit Size	0.1 ml
Concentration	Concentrations vary lot to lot. See vial label for concentration. If unlisted please contact technical services.
Storage	Aliquot and store at -20C or -80C. Avoid freeze-thaw cycles.
Clonality	Polyclonal
Preservative	0.01% Thimerosal
Isotype	IgG
Purity	Antigen Affinity-purified
Buffer	0.1M Tris, 0.1M Glycine, 10% Glycerol
Target Molecular Weight	47 kDa

Product Description	
Description	Novus Biologicals Rabbit ENO3 Antibody - BSA Free (NBP1-31764) is a polyclonal antibody validated for use in IHC and WB. Anti-ENO3 Antibody: Cited in 1 publication. All Novus Biologicals antibodies are covered by our 100% guarantee.
Host	Rabbit
Gene ID	2027
Gene Symbol	ENO3
Species	Human, Mouse, Rat, Zebrafish
Reactivity Notes	Xenopus laevis (91%), Zebrafish (89%), Chicken (82%).
Immunogen	Recombinant protein encompassing a sequence within the center region of human ENO3. The exact sequence is proprietary.

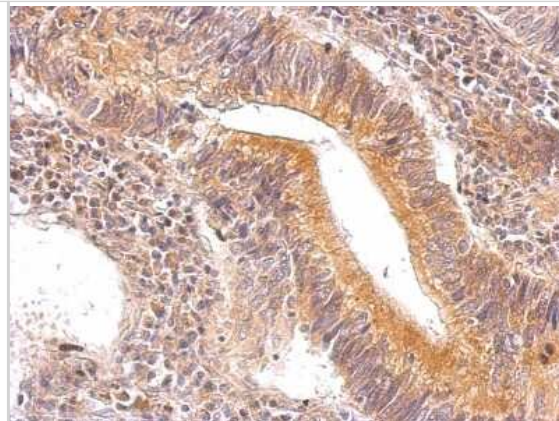
Product Application Details	
Applications	Western Blot, Immunohistochemistry-Paraffin, Immunohistochemistry
Recommended Dilutions	Western Blot 1:1000-1:10000, Immunohistochemistry 1:100-1:1000, Immunohistochemistry-Paraffin 1:100-1:1000

Images

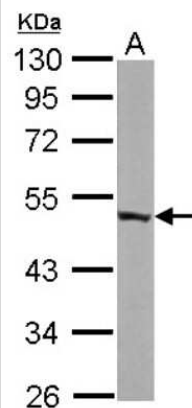
Western Blot: ENO3 Antibody [NBP1-31764] - Sample (30 ug of whole cell lysate) A: Hep G2 B: Molt-4 C: Raji 10% SDS PAGE; antibody diluted at 1:1000.



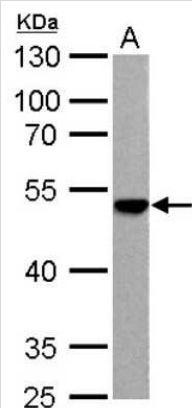
Immunohistochemistry-Paraffin: ENO3 Antibody [NBP1-31764] - Paraffin-embedded gastric carcinoma; antibody dilution 1:500.



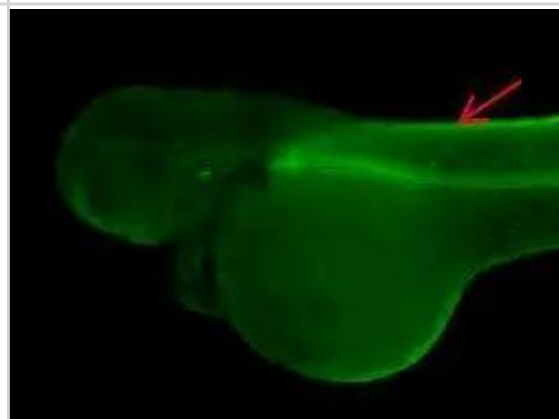
Western Blot: ENO3 Antibody [NBP1-31764] - Sample (50 ug of whole cell lysate) A: mouse brain 10% SDS PAGE; antibody diluted at 1:10000.



Western Blot: ENO3 Antibody [NBP1-31764] - 30 ug Rat 2 whole cell lysate/extract 10% SDS-PAGE gel, antibody dilution 1:1000.



Immunohistochemistry: ENO3 Antibody [NBP1-31764] - Immunohistochemical analysis (whole mount) of zebrafish embryo, using ENO3 antibody (NBP1-31764) at 1:200 dilution.

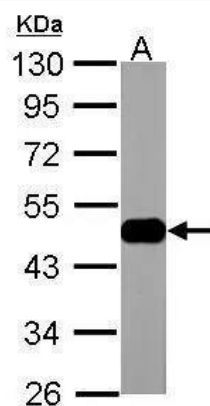


Western Blot: ENO3 Antibody [NBP1-31764] - Sample (30 ug of whole cell lysate)

A: Zebrafish muscle

10% SDS PAGE

NBP1-31764 diluted at 1:1000



Publications

Hadrevi J, Hellstrom F, Kieselbach T et al. Protein differences between human trapezius and vastus lateralis muscles determined with a proteomic approach. *BMC Musculoskelet Disord* 2011-08-01 [PMID: 21831281] (WB, Human)



Novus Biologicals USA

10730 E. Briarwood Avenue
Centennial, CO 80112
USA
Phone: 303.730.1950
Toll Free: 1.888.506.6887
Fax: 303.730.1966
nb-customerservice@bio-techne.com

Bio-Techne Canada

21 Canmotor Ave
Toronto, ON M8Z 4E6
Canada
Phone: 905.827.6400
Toll Free: 855.668.8722
Fax: 905.827.6402
canada.inquires@bio-techne.com

Bio-Techne Ltd

19 Barton Lane
Abingdon Science Park
Abingdon, OX14 3NB, United Kingdom
Phone: (44) (0) 1235 529449
Free Phone: 0800 37 34 15
Fax: (44) (0) 1235 533420
info.EMEA@bio-techne.com

General Contact Information

www.novusbio.com
Technical Support: nb-technical@bio-techne.com
Orders: nb-customerservice@bio-techne.com
General: novus@novusbio.com

Products Related to NBP1-31764

NBP2-33376H	Blue Marker Antibody (6F4-F6) [HRP]
HAF008	Goat anti-Rabbit IgG Secondary Antibody [HRP]
NB7160	Goat anti-Rabbit IgG (H+L) Secondary Antibody [HRP]
NBP2-24891	Rabbit IgG Isotype Control

Limitations

This product is for research use only and is not approved for use in humans or in clinical diagnosis. Primary Antibodies are guaranteed for 1 year from date of receipt.

For more information on our 100% guarantee, please visit www.novusbio.com/guarantee

Earn gift cards/discounts by submitting a review: www.novusbio.com/reviews/submit/NBP1-31764

Earn gift cards/discounts by submitting a publication using this product:
www.novusbio.com/publications

