

# Product Datasheet

## RPS3A Antibody - BSA Free

### NBP1-31598

Unit Size: 100 ul

Aliquot and store at -20C or -80C. Avoid freeze-thaw cycles.

[www.novusbio.com](http://www.novusbio.com)



[technical@novusbio.com](mailto:technical@novusbio.com)

Protocols, Publications, Related Products, Reviews, Research Tools and Images at:  
[www.novusbio.com/NBP1-31598](http://www.novusbio.com/NBP1-31598)

Updated 9/25/2025 v.20.1

Earn rewards for product  
reviews and publications.

Submit a publication at [www.novusbio.com/publications](http://www.novusbio.com/publications)

Submit a review at [www.novusbio.com/reviews/destination/NBP1-31598](http://www.novusbio.com/reviews/destination/NBP1-31598)



**NBP1-31598**

RPS3A Antibody - BSA Free

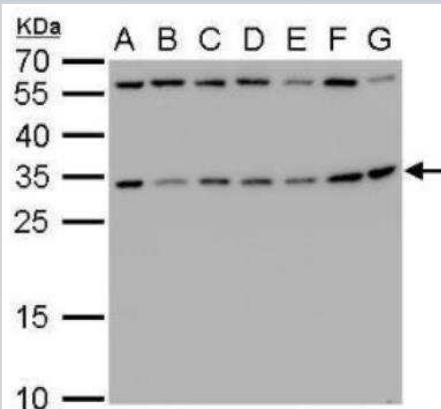
Product Information	
<b>Unit Size</b>	100 ul
<b>Concentration</b>	Concentrations vary lot to lot. See vial label for concentration. If unlisted please contact technical services.
<b>Storage</b>	Aliquot and store at -20C or -80C. Avoid freeze-thaw cycles.
<b>Clonality</b>	Polyclonal
<b>Preservative</b>	0.01% Thimerosal
<b>Isotype</b>	IgG
<b>Purity</b>	Antigen Affinity-purified
<b>Buffer</b>	0.1M Tris, 0.1M Glycine, 10% Glycerol
<b>Target Molecular Weight</b>	30 kDa

Product Description	
<b>Description</b>	Novus Biologicals Rabbit RPS3A Antibody - BSA Free (NBP1-31598) is a polyclonal antibody validated for use in IHC, WB, ICC/IF and IP. All Novus Biologicals antibodies are covered by our 100% guarantee.
<b>Host</b>	Rabbit
<b>Gene ID</b>	6189
<b>Gene Symbol</b>	RPS3A
<b>Species</b>	Human, Mouse, Rat
<b>Immunogen</b>	Recombinant protein encompassing a sequence within the center region of human RPS3A. The exact sequence is proprietary.

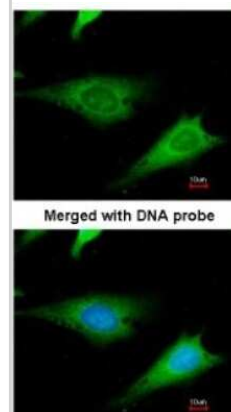
Product Application Details	
<b>Applications</b>	Western Blot, Immunohistochemistry-Paraffin, Immunocytochemistry/Immunofluorescence, Immunohistochemistry, Immunoprecipitation
<b>Recommended Dilutions</b>	Western Blot 1:500-1:3000, Immunohistochemistry 1:100-1:1000, Immunocytochemistry/ Immunofluorescence 1:100-1:1000, Immunoprecipitation, Immunohistochemistry-Paraffin 1:100-1:1000
<b>Application Notes</b>	Immunoprecipitation Assay dependent

**Images**

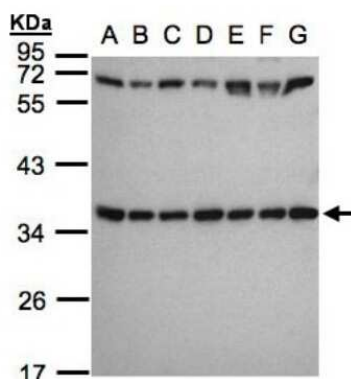
Western Blot: RPS3A Antibody [NBP1-31598] - PS3A antibody detects RPS3A protein by Western blot analysis. A. 30 ug Neuro2A whole cell lysate/extract. B. 30 ug GL261 whole cell lysate/extract. C. 30 ug C8D30 whole cell lysate/extract. D. 30 ug NIH-3T3 whole cell lysate/extract. E. 30 ug BCL-1 whole cell lysate/extract. F. 30 ug Raw264.7 whole cell lysate/extract. G. 30 ug C2C12 whole cell lysate/extract. 12 % SDS-PAGE. RPS3A antibody dilution: 1:1000




Immunocytochemistry/Immunofluorescence: RPS3A Antibody [NBP1-31598] - Paraformaldehyde-fixed HeLa, using antibody at 1:200 dilution.



Western Blot: RPS3A Antibody [NBP1-31598] - Sample(30 ug whole cell lysate)A: 293T B: A431 C:H1299 D:HeLa S3 E: Hep G2 F: MOLT4 G: Raji 12% SDS PAGE, antibody diluted at 1:1000.



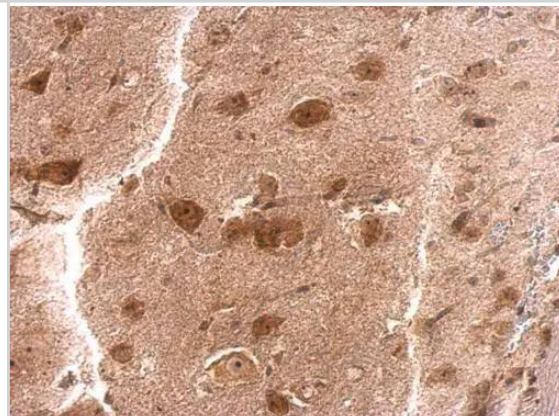
Western Blot: RPS3A Antibody [NBP1-31598] - RPS3A antibody detects RPS3A protein by Western blot analysis. A. 30 ug PC-12 whole cell lysate/extract. B. 30 ug Rat2 whole cell lysate/extract. 12 % SDS-PAGE RPS3A antibody dilution: 1:1000.



RPS3A antibody detects RPS3A protein at cytosol on mouse brain stem by immunohistochemical analysis.

Sample: Paraffin-embedded mouse brain stem.  
RPS3A antibody (NBP1-31598) dilution: 1:200.

Antigen Retrieval: (EDTA based, pH 8.0) buffer, 15min





### **Novus Biologicals USA**

10730 E. Briarwood Avenue  
Centennial, CO 80112  
USA  
Phone: 303.730.1950  
Toll Free: 1.888.506.6887  
Fax: 303.730.1966  
nb-customerservice@bio-techne.com

### **Bio-Techne Canada**

21 Canmotor Ave  
Toronto, ON M8Z 4E6  
Canada  
Phone: 905.827.6400  
Toll Free: 855.668.8722  
Fax: 905.827.6402  
canada.inquires@bio-techne.com

### **Bio-Techne Ltd**

19 Barton Lane  
Abingdon Science Park  
Abingdon, OX14 3NB, United Kingdom  
Phone: (44) (0) 1235 529449  
Free Phone: 0800 37 34 15  
Fax: (44) (0) 1235 533420  
info.EMEA@bio-techne.com

### **General Contact Information**

www.novusbio.com  
Technical Support: nb-technical@bio-techne.com  
Orders: nb-customerservice@bio-techne.com  
General: novus@novusbio.com

### **Products Related to NBP1-31598**

---

NBP2-33376H	Blue Marker Antibody (6F4-F6) [HRP]
HAF008	Goat anti-Rabbit IgG Secondary Antibody [HRP]
NB7160	Goat anti-Rabbit IgG (H+L) Secondary Antibody [HRP]
NBP2-24891	Rabbit IgG Isotype Control

---

### **Limitations**

This product is for research use only and is not approved for use in humans or in clinical diagnosis. Primary Antibodies are guaranteed for 1 year from date of receipt.

For more information on our 100% guarantee, please visit [www.novusbio.com/guarantee](http://www.novusbio.com/guarantee)

Earn gift cards/discounts by submitting a review: [www.novusbio.com/reviews/submit/NBP1-31598](http://www.novusbio.com/reviews/submit/NBP1-31598)

Earn gift cards/discounts by submitting a publication using this product:  
[www.novusbio.com/publications](http://www.novusbio.com/publications)

