

# Product Datasheet

## 14-3-3 tau/theta Antibody - BSA Free NBP1-31537

Unit Size: 0.1 ml

Aliquot and store at -20C or -80C. Avoid freeze-thaw cycles.

[www.novusbio.com](http://www.novusbio.com)



[technical@novusbio.com](mailto:technical@novusbio.com)

Protocols, Publications, Related Products, Reviews, Research Tools and Images at:  
[www.novusbio.com/NBP1-31537](http://www.novusbio.com/NBP1-31537)

Updated 9/25/2025 v.20.1

Earn rewards for product  
reviews and publications.

Submit a publication at [www.novusbio.com/publications](http://www.novusbio.com/publications)

Submit a review at [www.novusbio.com/reviews/destination/NBP1-31537](http://www.novusbio.com/reviews/destination/NBP1-31537)



**NBP1-31537****14-3-3 tau/theta Antibody - BSA Free**


Product Information	
Unit Size	0.1 ml
Concentration	Concentrations vary lot to lot. See vial label for concentration. If unlisted please contact technical services.
Storage	Aliquot and store at -20C or -80C. Avoid freeze-thaw cycles.
Clonality	Polyclonal
Preservative	0.01% Thimerosal
Isotype	IgG
Purity	Antigen Affinity-purified
Buffer	0.1M Tris, 0.1M Glycine, 10% Glycerol

Product Description	
Description	Novus Biologicals Rabbit 14-3-3 tau/theta Antibody - BSA Free (NBP1-31537) is a polyclonal antibody validated for use in IHC and WB. All Novus Biologicals antibodies are covered by our 100% guarantee.
Host	Rabbit
Gene ID	10971
Gene Symbol	YWHAQ
Species	Human, Mouse
Immunogen	Recombinant protein encompassing a sequence within the center region of human 14-3-3 tau/theta. The exact sequence is proprietary.

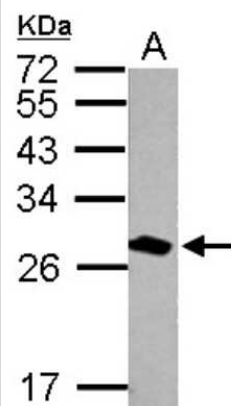
Product Application Details	
Applications	Western Blot, Immunohistochemistry-Paraffin, Immunohistochemistry
Recommended Dilutions	Western Blot 1:500-1:30000, Immunohistochemistry 10 - 1:500, Immunohistochemistry-Paraffin 1:100-1:1000

**Images**


Western Blot: 14-3-3 tau/theta Antibody [NBP1-31537] - Various whole cell extracts (30 ug) were separated by 12% SDS-PAGE, and the membranes were blotted with 14-3-3 theta antibody and a competitor's antibody. HRP-conjugated anti-rabbit IgG antibody was used to detect the primary antibody.



Western Blot: 14-3-3 tau/theta Antibody [NBP1-31537] - Sample (20 ug of whole cell lysate) A: mouse brain 12% SDS PAGE, antibody diluted at 1:30000.



Western Blot: 14-3-3 tau/theta Antibody [NBP1-31537] - Sample(30 ug whole cell lysate) A: 293T B: A431 C: H1299 D: HeLa S3 E: Hep G2 F: MOLT4 G: Raji 12% SDS PAGE, antibody diluted at 1:1000.



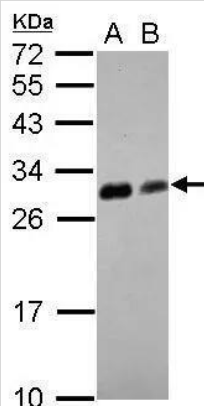
Western Blot: 14-3-3 tau/theta Antibody [NBP1-31537] - Sample (30 ug of whole cell lysate)

A: zebrafish eye

B: zebrafish heart

12% SDS PAGE

NBP1-31537 diluted at 1:1000

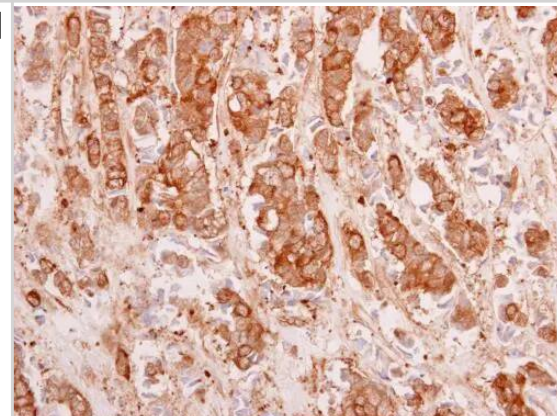


Immunohistochemistry-Paraffin: 14-3-3 tau/theta Antibody [NBP1-31537] - 14-3-3 tau/theta antibody detects 14-3-3 tau/theta protein at cytoplasm in human breast carcinoma by immunohistochemical analysis.

Sample: Paraffin-embedded human breast carcinoma.

14-3-3 tau/theta antibody (NBP1-31537) diluted at 1:500.

Antigen Retrieval: Trilogy™ (EDTA based, pH 8.0) buffer, 15min





### **Novus Biologicals USA**

10730 E. Briarwood Avenue  
Centennial, CO 80112  
USA  
Phone: 303.730.1950  
Toll Free: 1.888.506.6887  
Fax: 303.730.1966  
nb-customerservice@bio-techne.com

### **Bio-Techne Canada**

21 Canmotor Ave  
Toronto, ON M8Z 4E6  
Canada  
Phone: 905.827.6400  
Toll Free: 855.668.8722  
Fax: 905.827.6402  
canada.inquires@bio-techne.com

### **Bio-Techne Ltd**

19 Barton Lane  
Abingdon Science Park  
Abingdon, OX14 3NB, United Kingdom  
Phone: (44) (0) 1235 529449  
Free Phone: 0800 37 34 15  
Fax: (44) (0) 1235 533420  
info.EMEA@bio-techne.com

### **General Contact Information**

www.novusbio.com  
Technical Support: nb-technical@bio-techne.com  
Orders: nb-customerservice@bio-techne.com  
General: novus@novusbio.com

### **Products Related to NBP1-31537**

---

NBP2-33376H	Blue Marker Antibody (6F4-F6) [HRP]
HAF008	Goat anti-Rabbit IgG Secondary Antibody [HRP]
NB7160	Goat anti-Rabbit IgG (H+L) Secondary Antibody [HRP]
NBP2-24891	Rabbit IgG Isotype Control

---

### **Limitations**

This product is for research use only and is not approved for use in humans or in clinical diagnosis. Primary Antibodies are guaranteed for 1 year from date of receipt.

For more information on our 100% guarantee, please visit [www.novusbio.com/guarantee](http://www.novusbio.com/guarantee)

Earn gift cards/discounts by submitting a review: [www.novusbio.com/reviews/submit/NBP1-31537](http://www.novusbio.com/reviews/submit/NBP1-31537)

Earn gift cards/discounts by submitting a publication using this product:  
[www.novusbio.com/publications](http://www.novusbio.com/publications)

