

Product Datasheet

Septin-2 Antibody - BSA Free

NBP1-31496

Unit Size: 100 ul

Aliquot and store at -20C or -80C. Avoid freeze-thaw cycles.

www.novusbio.com



technical@novusbio.com

Protocols, Publications, Related Products, Reviews, Research Tools and Images at:
www.novusbio.com/NBP1-31496

Updated 9/25/2025 v.20.1

Earn rewards for product
reviews and publications.

Submit a publication at www.novusbio.com/publications

Submit a review at www.novusbio.com/reviews/destination/NBP1-31496



NBP1-31496


Septin-2 Antibody - BSA Free

| Product Information | |
|------------------------------------|--|
| Unit Size | 100 ul |
| Concentration | Concentrations vary lot to lot. See vial label for concentration. If unlisted please contact technical services. |
| Storage | Aliquot and store at -20C or -80C. Avoid freeze-thaw cycles. |
| Clonality | Polyclonal |
| Preservative | 0.01% Thimerosal |
| Isotype | IgG |
| Purity | Antigen Affinity-purified |
| Buffer | 0.1M Tris, 0.1M Glycine, 20% Glycerol |
| Target Molecular Weight | 41 kDa |
| Product Description | |
| Description | Novus Biologicals Rabbit Septin-2 Antibody - BSA Free (NBP1-31496) is a polyclonal antibody validated for use in IHC and WB. All Novus Biologicals antibodies are covered by our 100% guarantee. |
| Host | Rabbit |
| Gene ID | 4735 |
| Gene Symbol | SEPTIN2 |
| Species | Human, Mouse |
| Immunogen | Recombinant protein encompassing a sequence within the center region of human Septin-2. The exact sequence is proprietary. |
| Product Application Details | |
| Applications | Western Blot, Immunohistochemistry-Paraffin, Immunohistochemistry |
| Recommended Dilutions | Western Blot 1:500-1:3000, Immunohistochemistry 1:100-1:1000, Immunohistochemistry-Paraffin 1:100-1:1000 |

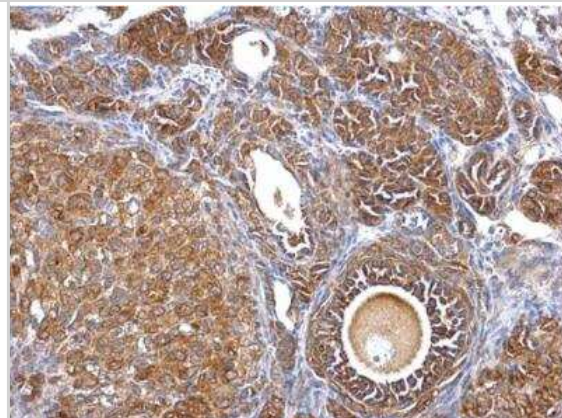


Images

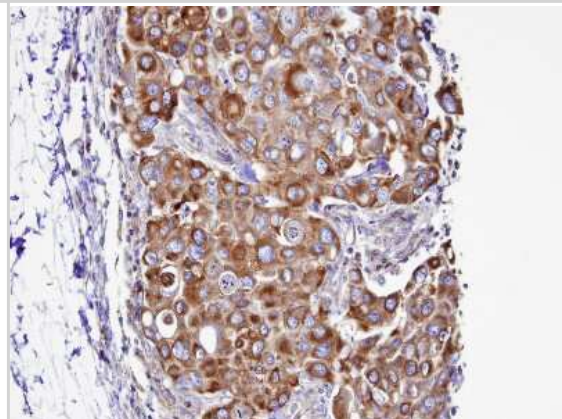
Western Blot: Septin-2 Antibody [NBP1-31496] - Sample (30 ug of whole cell lysate) A: NT2D1 10% SDS PAGE, antibody diluted at 1:2000.



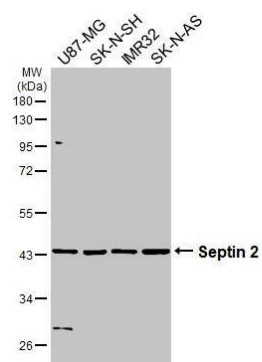
Immunohistochemistry-Paraffin: Septin-2 Antibody [NBP1-31496] - Sample: Paraffin-embedded mouse ovary. Septin-2 antibody dilution: 1:500.



Immunohistochemistry-Paraffin: Septin-2 Antibody [NBP1-31496] - Paraffin-embedded H441 xenograft, using antibody at 1:100 dilution.



Various whole cell extracts (30 ug) were separated by 10% SDS-PAGE, and the membrane was blotted with Septin-2 antibody [N1N3] (NBP1-31496) diluted at 1:2000. The HRP-conjugated anti-rabbit IgG antibody was used to detect the primary antibody.





Novus Biologicals USA

10730 E. Briarwood Avenue
Centennial, CO 80112
USA
Phone: 303.730.1950
Toll Free: 1.888.506.6887
Fax: 303.730.1966
nb-customerservice@bio-techne.com

Bio-Techne Canada

21 Canmotor Ave
Toronto, ON M8Z 4E6
Canada
Phone: 905.827.6400
Toll Free: 855.668.8722
Fax: 905.827.6402
canada.inquires@bio-techne.com

Bio-Techne Ltd

19 Barton Lane
Abingdon Science Park
Abingdon, OX14 3NB, United Kingdom
Phone: (44) (0) 1235 529449
Free Phone: 0800 37 34 15
Fax: (44) (0) 1235 533420
info.EMEA@bio-techne.com

General Contact Information

www.novusbio.com
Technical Support: nb-technical@bio-techne.com
Orders: nb-customerservice@bio-techne.com
General: novus@novusbio.com

Products Related to NBP1-31496

| | |
|-------------|---|
| NBP2-33376H | Blue Marker Antibody (6F4-F6) [HRP] |
| HAF008 | Goat anti-Rabbit IgG Secondary Antibody [HRP] |
| NB7160 | Goat anti-Rabbit IgG (H+L) Secondary Antibody [HRP] |
| NBP2-24891 | Rabbit IgG Isotype Control |

Limitations

This product is for research use only and is not approved for use in humans or in clinical diagnosis. Primary Antibodies are guaranteed for 1 year from date of receipt.

For more information on our 100% guarantee, please visit www.novusbio.com/guarantee

Earn gift cards/discounts by submitting a review: www.novusbio.com/reviews/submit/NBP1-31496

Earn gift cards/discounts by submitting a publication using this product:
www.novusbio.com/publications

