

# Product Datasheet

## AKAP12 Antibody - BSA Free NBP1-31482

Unit Size: 0.1 ml

Aliquot and store at -20C or -80C. Avoid freeze-thaw cycles.

[www.novusbio.com](http://www.novusbio.com)



[technical@novusbio.com](mailto:technical@novusbio.com)

Protocols, Publications, Related Products, Reviews, Research Tools and Images at:  
[www.novusbio.com/NBP1-31482](http://www.novusbio.com/NBP1-31482)

Updated 9/25/2025 v.20.1

Earn rewards for product  
reviews and publications.

Submit a publication at [www.novusbio.com/publications](http://www.novusbio.com/publications)

Submit a review at [www.novusbio.com/reviews/destination/NBP1-31482](http://www.novusbio.com/reviews/destination/NBP1-31482)



**NBP1-31482**

AKAP12 Antibody - BSA Free

| Product Information  |  |
|----------------------|--|
| <b>Unit Size</b>     | 0.1 ml   |
| <b>Concentration</b> | Concentrations vary lot to lot. See vial label for concentration. If unlisted please contact technical services. |
| <b>Storage</b>       | Aliquot and store at -20C or -80C. Avoid freeze-thaw cycles.   |
| <b>Clonality</b>     | Polyclonal   |
| <b>Preservative</b>  | 0.01% Thimerosal   |
| <b>Isotype</b>       | IgG  |
| <b>Purity</b>        | Antigen Affinity-purified  |
| <b>Buffer</b>        | 0.1M Tris, 0.1M Glycine, 1% BSA, 20% Glycerol  |

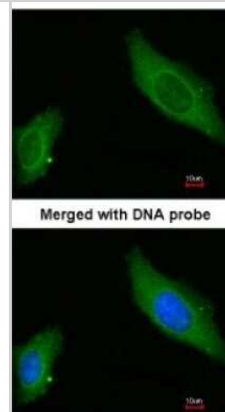
| Product Description |  |
|---------------------|--|
| <b>Description</b>  | Novus Biologicals Rabbit AKAP12 Antibody - BSA Free (NBP1-31482) is a polyclonal antibody validated for use in IHC, WB and ICC/IF. All Novus Biologicals antibodies are covered by our 100% guarantee. |
| <b>Host</b>         | Rabbit   |
| <b>Gene ID</b>      | 9590   |
| <b>Gene Symbol</b>  | AKAP12   |
| <b>Species</b>      | Human  |
| <b>Immunogen</b>    | Carrier-protein conjugated synthetic peptide encompassing a sequence within the C-terminus region of human AKAP12. The exact sequence is proprietary.  |

| Product Application Details  |  |
|------------------------------|--|
| <b>Applications</b>          | Western Blot, Immunohistochemistry-Paraffin, Immunocytochemistry/ Immunofluorescence, Immunohistochemistry   |
| <b>Recommended Dilutions</b> | Western Blot 1:500-1:3000, Immunohistochemistry 10 - 1:500, Immunocytochemistry/ Immunofluorescence 1:100-1:1000, Immunohistochemistry-Paraffin 1:100-1:1000 |

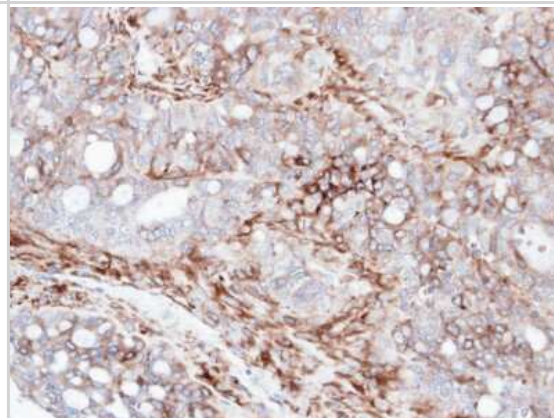


## Images

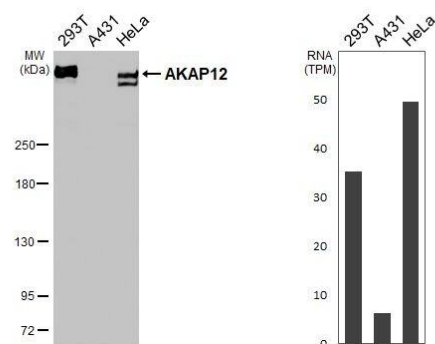
Immunocytochemistry/Immunofluorescence: AKAP12 Antibody [NBP1-31482] - Paraformaldehyde-fixed HeLa, using antibody at 1:200 dilution.



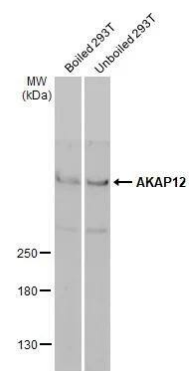
Immunohistochemistry-Paraffin: AKAP12 Antibody [NBP1-31482] - Paraffin-embedded serous OVCA, using antibody at 1:100 dilution.



Various whole cell extracts (30 ug) were separated by 5% SDS-PAGE, and the membrane was blotted with AKAP12 antibody [C3] (NBP1-31482) diluted at 1:1000. The HRP-conjugated anti-rabbit IgG antibody was used to detect the primary antibody.



Boiled and unboiled whole cell extract (30 ug) were separated by 5% SDS-PAGE, and the membrane was blotted with AKAP12 antibody [C3], C-term (NBP1-31482) diluted at 1:1000. The HRP-conjugated anti-rabbit IgG antibody was used to detect the primary antibody, and the signal was developed with Trident femto Western HRP Substrate.





### **Novus Biologicals USA**

10730 E. Briarwood Avenue  
Centennial, CO 80112  
USA  
Phone: 303.730.1950  
Toll Free: 1.888.506.6887  
Fax: 303.730.1966  
nb-customerservice@bio-techne.com

### **Bio-Techne Canada**

21 Canmotor Ave  
Toronto, ON M8Z 4E6  
Canada  
Phone: 905.827.6400  
Toll Free: 855.668.8722  
Fax: 905.827.6402  
canada.inquires@bio-techne.com

### **Bio-Techne Ltd**

19 Barton Lane  
Abingdon Science Park  
Abingdon, OX14 3NB, United Kingdom  
Phone: (44) (0) 1235 529449  
Free Phone: 0800 37 34 15  
Fax: (44) (0) 1235 533420  
info.EMEA@bio-techne.com

### **General Contact Information**

www.novusbio.com  
Technical Support: nb-technical@bio-techne.com  
Orders: nb-customerservice@bio-techne.com  
General: novus@novusbio.com

### **Products Related to NBP1-31482**

---

|             |   |
|-------------|---|
| NBP2-33376H | Blue Marker Antibody (6F4-F6) [HRP]                 |
| HAF008      | Goat anti-Rabbit IgG Secondary Antibody [HRP]       |
| NB7160      | Goat anti-Rabbit IgG (H+L) Secondary Antibody [HRP] |
| NBP2-24891  | Rabbit IgG Isotype Control                          |

---

### **Limitations**

This product is for research use only and is not approved for use in humans or in clinical diagnosis. Primary Antibodies are guaranteed for 1 year from date of receipt.

For more information on our 100% guarantee, please visit [www.novusbio.com/guarantee](http://www.novusbio.com/guarantee)

Earn gift cards/discounts by submitting a review: [www.novusbio.com/reviews/submit/NBP1-31482](http://www.novusbio.com/reviews/submit/NBP1-31482)

Earn gift cards/discounts by submitting a publication using this product:  
[www.novusbio.com/publications](http://www.novusbio.com/publications)

