

Product Datasheet

COP9 signalosome complex subunit 2 Antibody - BSA Free NBP1-31481

Unit Size: 0.1 ml

Aliquot and store at -20C or -80C. Avoid freeze-thaw cycles.

www.novusbio.com



technical@novusbio.com

Protocols, Publications, Related Products, Reviews, Research Tools and Images at:
www.novusbio.com/NBP1-31481

Updated 9/25/2025 v.20.1

**Earn rewards for product
reviews and publications.**

Submit a publication at www.novusbio.com/publications

Submit a review at www.novusbio.com/reviews/destination/NBP1-31481



NBP1-31481**COP9 signalosome complex subunit 2 Antibody - BSA Free**

Product Information	
Unit Size	0.1 ml
Concentration	Concentrations vary lot to lot. See vial label for concentration. If unlisted please contact technical services.
Storage	Aliquot and store at -20C or -80C. Avoid freeze-thaw cycles.
Clonality	Polyclonal
Preservative	0.01% Thimerosal
Isotype	IgG
Purity	Antigen Affinity-purified
Buffer	0.1M Tris, 0.1M Glycine, 10% Glycerol

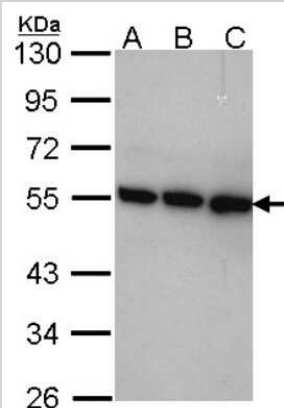
Product Description	
Description	Novus Biologicals Rabbit COP9 signalosome complex subunit 2 Antibody - BSA Free (NBP1-31481) is a polyclonal antibody validated for use in IHC, WB and ICC/IF. All Novus Biologicals antibodies are covered by our 100% guarantee.
Host	Rabbit
Gene ID	9318
Gene Symbol	COPS2
Species	Human, Mouse
Reactivity Notes	Immunogen displays the following percentage of sequence identity for non-tested species: <i>Xenopus laevis</i> (100%), <i>Xenopus Tropicalis</i> (100%), Rhesus Monkey (100%).
Immunogen	Carrier-protein conjugated synthetic peptide encompassing a sequence within the C-terminus region of human COP9 signalosome complex subunit 2. The exact sequence is proprietary.

Product Application Details	
Applications	Western Blot, Immunohistochemistry-Paraffin, Immunocytochemistry/ Immunofluorescence, Immunohistochemistry
Recommended Dilutions	Western Blot 1:500-1:3000, Immunohistochemistry 10 - 1:500, Immunocytochemistry/ Immunofluorescence 1:100-1:1000, Immunohistochemistry-Paraffin 1:100-1:1000

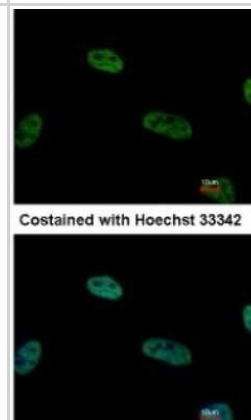


Images

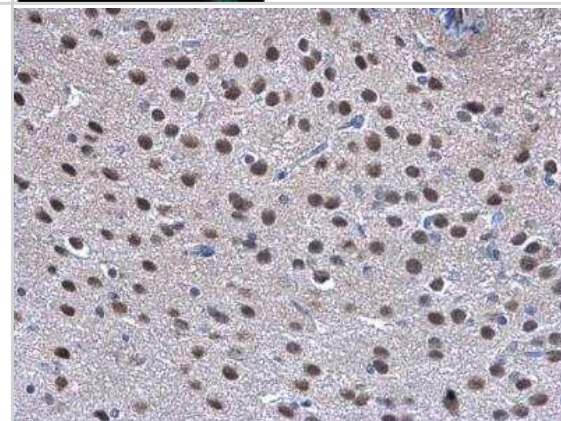
Western Blot: COP9 signalosome complex subunit 2 Antibody [NBP1-31481] - Sample (30 ug of whole cell lysate) A: A431 B: H1299 C: HeLa 10% SDS PAGE TRIP15antibody, antibody diluted at 1:1000.



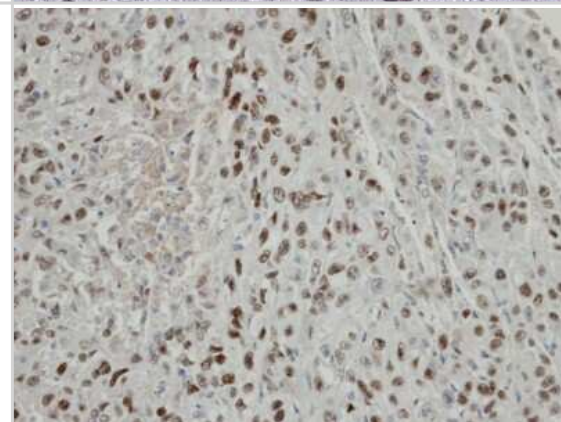
Immunocytochemistry/Immunofluorescence: COP9 signalosome complex subunit 2 Antibody [NBP1-31481] - Paraformaldehyde-fixed HeLa, using antibody at 1:500 dilution.



Immunohistochemistry-Paraffin: COP9 signalosome complex subunit 2 Antibody [NBP1-31481] - COP9 antibody detects COP9 protein at cytoplasm and nucleus on mouse fore brain by immunohistochemical analysis. Sample: Paraffin-embedded mouse fore brain. COP9 antibody diluted at 1:500. Antigen Retrieval: Trilogy (EDTA based, pH 8.0) buffer, 15min



Immunohistochemistry-Paraffin: COP9 signalosome complex subunit 2 Antibody [NBP1-31481] - Paraffin-embedded Mahlavu xenograft, using antibody at 1:100 dilution.





Novus Biologicals USA

10730 E. Briarwood Avenue
Centennial, CO 80112
USA
Phone: 303.730.1950
Toll Free: 1.888.506.6887
Fax: 303.730.1966
nb-customerservice@bio-techne.com

Bio-Techne Canada

21 Canmotor Ave
Toronto, ON M8Z 4E6
Canada
Phone: 905.827.6400
Toll Free: 855.668.8722
Fax: 905.827.6402
canada.inquires@bio-techne.com

Bio-Techne Ltd

19 Barton Lane
Abingdon Science Park
Abingdon, OX14 3NB, United Kingdom
Phone: (44) (0) 1235 529449
Free Phone: 0800 37 34 15
Fax: (44) (0) 1235 533420
info.EMEA@bio-techne.com

General Contact Information

www.novusbio.com
Technical Support: nb-technical@bio-techne.com
Orders: nb-customerservice@bio-techne.com
General: novus@novusbio.com

Products Related to NBP1-31481

NBP2-33376H	Blue Marker Antibody (6F4-F6) [HRP]
HAF008	Goat anti-Rabbit IgG Secondary Antibody [HRP]
NB7160	Goat anti-Rabbit IgG (H+L) Secondary Antibody [HRP]
NBP2-24891	Rabbit IgG Isotype Control

Limitations

This product is for research use only and is not approved for use in humans or in clinical diagnosis. Primary Antibodies are guaranteed for 1 year from date of receipt.

For more information on our 100% guarantee, please visit www.novusbio.com/guarantee

Earn gift cards/discounts by submitting a review: www.novusbio.com/reviews/submit/NBP1-31481

Earn gift cards/discounts by submitting a publication using this product:
www.novusbio.com/publications

