

Product Datasheet

14-3-3 zeta Antibody - Azide Free NBP1-31325

Unit Size: 0.1 ml

Aliquot and store at -20C or -80C. Avoid freeze-thaw cycles.

www.novusbio.com



technical@novusbio.com

Publications: 1

Protocols, Publications, Related Products, Reviews, Research Tools and Images at:
www.novusbio.com/NBP1-31325

Updated 9/9/2025 v.20.1

Earn rewards for product
reviews and publications.

Submit a publication at www.novusbio.com/publications

Submit a review at www.novusbio.com/reviews/destination/NBP1-31325



NBP1-31325

14-3-3 zeta Antibody - Azide Free

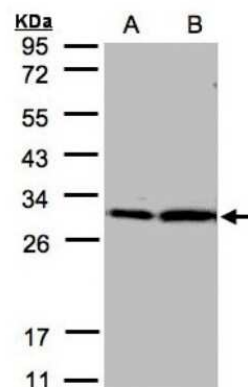
Product Information	
Unit Size	0.1 ml
Concentration	Concentrations vary lot to lot. See vial label for concentration. If unlisted please contact technical services.
Storage	Aliquot and store at -20C or -80C. Avoid freeze-thaw cycles.
Clonality	Polyclonal
Preservative	0.025% Proclin 300
Isotype	IgG
Purity	Antigen Affinity-purified
Buffer	PBS, 1% BSA, 20% Glycerol
Target Molecular Weight	28 kDa

Product Description	
Description	Novus Biologicals Rabbit 14-3-3 zeta Antibody - Azide Free (NBP1-31325) is a polyclonal antibody validated for use in IHC and WB. Anti-14-3-3 zeta Antibody: Cited in 1 publication. All Novus Biologicals antibodies are covered by our 100% guarantee.
Host	Rabbit
Gene ID	7534
Gene Symbol	YWHAZ
Species	Human, Mouse, Rat
Reactivity Notes	Xenopus laevis (89%).
Immunogen	Recombinant protein encompassing a sequence within the center region of human 14-3-3 zeta. The exact sequence is proprietary.

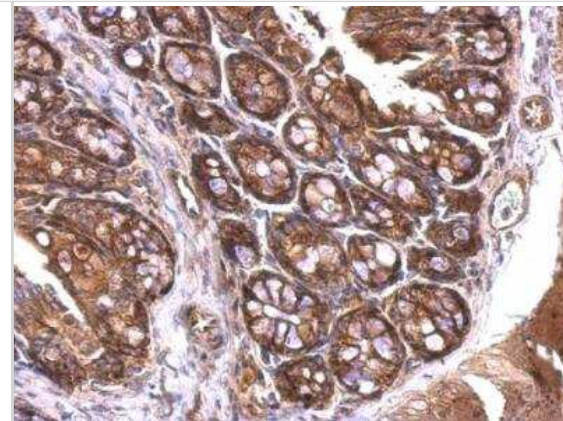
Product Application Details	
Applications	Western Blot, Immunohistochemistry-Paraffin, Immunohistochemistry
Recommended Dilutions	Western Blot 1:500-1:3000, Immunohistochemistry 1:100-1:1000, Immunohistochemistry-Paraffin 1:100-1:1000

Images

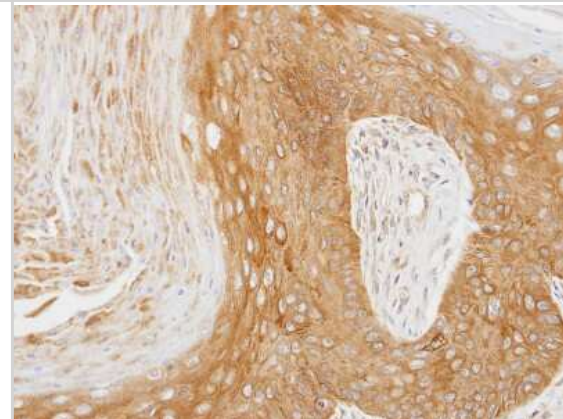
Western Blot: 14-3-3 zeta Antibody [NBP1-31325] - Sample(30 ug of whole cell lysate) A:Hep G2 B:MOLT4 12% SDS PAGE, antibody diluted at 1:2000.



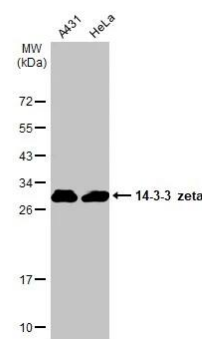
Immunohistochemistry-Paraffin: 14-3-3 zeta Antibody [NBP1-31325] - Mouse colon. 14-3-3 zeta antibody dilution: 1:500. Antigen Retrieval: Trilogy™ (EDTA based, pH 8.0) buffer, 15min.



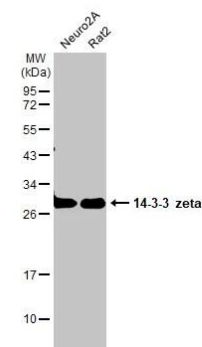
Immunohistochemistry-Paraffin: 14-3-3 zeta Antibody [NBP1-31325] - Cal27 xenograft, using 14-3-3 zeta antibody at 1:100 dilution. Antigen Retrieval: Trilogy™ (EDTA based, pH 8.0) buffer, 15min.



Western Blot: 14-3-3 zeta Antibody [NBP1-31325] - Various whole cell extracts (30 ug) were separated by 12% SDS-PAGE, and the membrane was blotted with 14-3-3 zeta antibody (NBP1-31325) diluted at 1:2000. The HRP-conjugated anti-rabbit IgG antibody was used to detect the primary antibody.



Western Blot: 14-3-3 zeta Antibody [NBP1-31325] - Various whole cell extracts (30 ug) were separated by 12% SDS-PAGE, and the membrane was blotted with 14-3-3 zeta antibody (NBP1-31325) diluted at 1:1000. The HRP-conjugated anti-rabbit IgG antibody was used to detect the primary antibody.



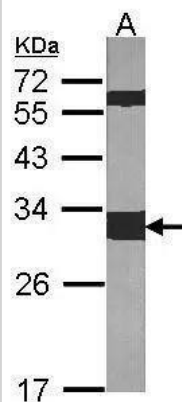
Sample (30 ug of whole cell lysate)

A:NIH-3T3

12% SDS PAGE

NBP1-31325 diluted at 1:1000

The HRP-conjugated anti-rabbit IgG antibody was used to detect the primary antibody.



Publications

Yilin Jiang, Mingxiong Chen, Ning Xu, Zongyuan Li, Xiaoqi Li, Hanrui Yu, Jiaying Sun, An Wang, Yifei Huang, Liqiang Wang Adaptor protein 14-3-3zeta promotes corneal wound healing via regulating cell homeostasis, a potential novel therapy for corneal injury. *Experimental eye research* 2024-06-14 [PMID: 38815790]



Novus Biologicals USA

10730 E. Briarwood Avenue
Centennial, CO 80112
USA
Phone: 303.730.1950
Toll Free: 1.888.506.6887
Fax: 303.730.1966
nb-customerservice@bio-techne.com

Bio-Techne Canada

21 Canmotor Ave
Toronto, ON M8Z 4E6
Canada
Phone: 905.827.6400
Toll Free: 855.668.8722
Fax: 905.827.6402
canada.inquires@bio-techne.com

Bio-Techne Ltd

19 Barton Lane
Abingdon Science Park
Abingdon, OX14 3NB, United Kingdom
Phone: (44) (0) 1235 529449
Free Phone: 0800 37 34 15
Fax: (44) (0) 1235 533420
info.EMEA@bio-techne.com

General Contact Information

www.novusbio.com
Technical Support: nb-technical@bio-techne.com
Orders: nb-customerservice@bio-techne.com
General: novus@novusbio.com

Products Related to NBP1-31325

NBP2-33376H	Blue Marker Antibody (6F4-F6) [HRP]
HAF008	Goat anti-Rabbit IgG Secondary Antibody [HRP]
NB7160	Goat anti-Rabbit IgG (H+L) Secondary Antibody [HRP]
NBP2-24891	Rabbit IgG Isotype Control

Limitations

This product is for research use only and is not approved for use in humans or in clinical diagnosis. Primary Antibodies are guaranteed for 1 year from date of receipt.

For more information on our 100% guarantee, please visit www.novusbio.com/guarantee

Earn gift cards/discounts by submitting a review: www.novusbio.com/reviews/submit/NBP1-31325

Earn gift cards/discounts by submitting a publication using this product:
www.novusbio.com/publications

