

# Product Datasheet

## ARID3B Antibody - BSA Free NBP1-30456

Unit Size: 100 ul

Store at 4C. Do not freeze.

[www.novusbio.com](http://www.novusbio.com)



[technical@novusbio.com](mailto:technical@novusbio.com)

Protocols, Publications, Related Products, Reviews, Research Tools and Images at:  
[www.novusbio.com/NBP1-30456](http://www.novusbio.com/NBP1-30456)

Updated 9/9/2025 v.20.1

Earn rewards for product  
reviews and publications.

Submit a publication at [www.novusbio.com/publications](http://www.novusbio.com/publications)

Submit a review at [www.novusbio.com/reviews/destination/NBP1-30456](http://www.novusbio.com/reviews/destination/NBP1-30456)



**NBP1-30456**

ARID3B Antibody - BSA Free

Product Information	
Unit Size	100 ul
Concentration	1.0 mg/ml
Storage	Store at 4C. Do not freeze.
Clonality	Polyclonal
Preservative	0.09% Sodium Azide
Isotype	IgG
Purity	Immunogen affinity purified
Buffer	Tris-Citrate/Phosphate (pH 7.0 - 8.0)

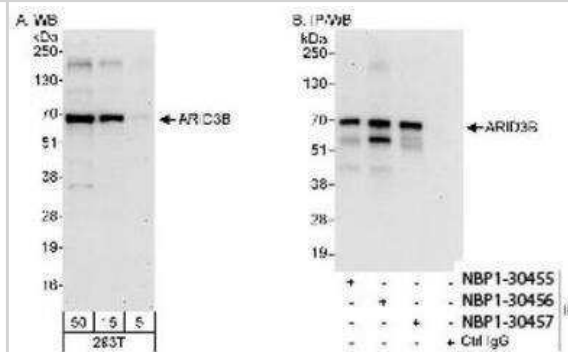
Product Description	
Description	Novus Biologicals Rabbit ARID3B Antibody - BSA Free (NBP1-30456) is a polyclonal antibody validated for use in IHC, WB and IP. All Novus Biologicals antibodies are covered by our 100% guarantee.
Host	Rabbit
Gene ID	10620
Gene Symbol	ARID3B
Species	Human
Immunogen	The immunogen for this product maps to a region between residue 100 and 150 of human AT rich interactive domain 3B using the numbering given in entry EAW99328.1 (GeneID 10620).

Product Application Details	
Applications	Western Blot, Immunohistochemistry-Paraffin, Immunohistochemistry, Immunoprecipitation
Recommended Dilutions	Western Blot 1:2000-1:10000, Immunohistochemistry 1:10-1:500, Immunoprecipitation 5-15 ug/mg lysate, Immunohistochemistry-Paraffin 1:10-1:500
Application Notes	This antibody may be useful in Immunofluorescence/Immunocytochemistry as reported in the literature (PMID: 22860069)

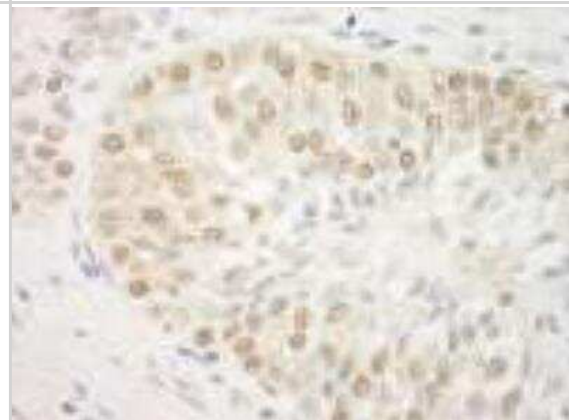


## Images

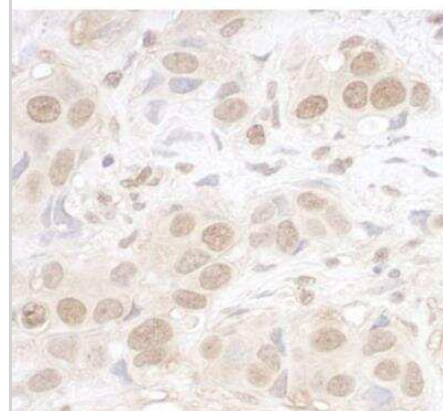
Western Blot: ARID3B Antibody [NBP1-30456] - Whole cell lysate (5, 15 and 50 mcg for WB; 1 mg for IP, 20% of IP loaded) from 293T cells. Affinity purified rabbit anti-ARID3B used for WB at 0.1 mcg/ml (A) and 1 mcg/ml (B) and used for IP at 10 mcg/mg lysate. ARID3B was also immunoprecipitated by rabbit anti-ARID3B antibodies NBP1-30455 and NBP1-30457, which recognize other epitopes.



Immunohistochemistry: ARID3B Antibody [NBP1-30456] - FFPE section of human prostate carcinoma. Antibody used at a dilution of 1:250  
Detection: DAB staining using Immunohistochemistry Accessory Kit.



Immunohistochemistry-Paraffin: ARID3B Antibody [NBP1-30456] - Human breast carcinoma. Antibody used at a dilution of 1:1000 (1ug/ml).





### **Novus Biologicals USA**

10730 E. Briarwood Avenue  
Centennial, CO 80112  
USA  
Phone: 303.730.1950  
Toll Free: 1.888.506.6887  
Fax: 303.730.1966  
nb-customerservice@bio-techne.com

### **Bio-Techne Canada**

21 Canmotor Ave  
Toronto, ON M8Z 4E6  
Canada  
Phone: 905.827.6400  
Toll Free: 855.668.8722  
Fax: 905.827.6402  
canada.inquires@bio-techne.com

### **Bio-Techne Ltd**

19 Barton Lane  
Abingdon Science Park  
Abingdon, OX14 3NB, United Kingdom  
Phone: (44) (0) 1235 529449  
Free Phone: 0800 37 34 15  
Fax: (44) (0) 1235 533420  
info.EMEA@bio-techne.com

### **General Contact Information**

www.novusbio.com  
Technical Support: nb-technical@bio-techne.com  
Orders: nb-customerservice@bio-techne.com  
General: novus@novusbio.com

### **Products Related to NBP1-30456**

---

NBP2-33376H	Blue Marker Antibody (6F4-F6) [HRP]
HAF008	Goat anti-Rabbit IgG Secondary Antibody [HRP]
NB7160	Goat anti-Rabbit IgG (H+L) Secondary Antibody [HRP]
NBP2-24891	Rabbit IgG Isotype Control

---

### **Limitations**

This product is for research use only and is not approved for use in humans or in clinical diagnosis. Primary Antibodies are guaranteed for 1 year from date of receipt.

For more information on our 100% guarantee, please visit [www.novusbio.com/guarantee](http://www.novusbio.com/guarantee)

Earn gift cards/discounts by submitting a review: [www.novusbio.com/reviews/submit/NBP1-30456](http://www.novusbio.com/reviews/submit/NBP1-30456)

Earn gift cards/discounts by submitting a publication using this product:  
[www.novusbio.com/publications](http://www.novusbio.com/publications)

