

# Product Datasheet

## Polycystin 2 Antibody - BSA Free NBP1-30117

Unit Size: 100 ul

Store at 4C. Do not freeze.

[www.novusbio.com](http://www.novusbio.com)



[technical@novusbio.com](mailto:technical@novusbio.com)

Protocols, Publications, Related Products, Reviews, Research Tools and Images at:  
[www.novusbio.com/NBP1-30117](http://www.novusbio.com/NBP1-30117)

Updated 9/9/2025 v.20.1

Earn rewards for product  
reviews and publications.

Submit a publication at [www.novusbio.com/publications](http://www.novusbio.com/publications)

Submit a review at [www.novusbio.com/reviews/destination/NBP1-30117](http://www.novusbio.com/reviews/destination/NBP1-30117)



**NBP1-30117**

Polycystin 2 Antibody - BSA Free

| Product Information |                                       |
|---------------------|---------------------------------------|
| Unit Size           | 100 ul                                |
| Concentration       | 1.0 mg/ml                             |
| Storage             | Store at 4C. Do not freeze.           |
| Clonality           | Polyclonal                            |
| Preservative        | 0.09% Sodium Azide                    |
| Isotype             | IgG                                   |
| Purity              | Immunogen affinity purified           |
| Buffer              | Tris-Citrate/Phosphate (pH 7.0 - 8.0) |

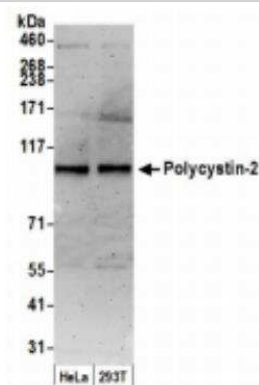
| Product Description |   |
|---------------------|---|
| Description         | Novus Biologicals Rabbit Polycystin 2 Antibody - BSA Free (NBP1-30117) is a polyclonal antibody validated for use in WB and IP. All Novus Biologicals antibodies are covered by our 100% guarantee. |
| Host                | Rabbit  |
| Gene ID             | 5311  |
| Gene Symbol         | PKD2  |
| Species             | Human, Mouse  |
| Immunogen           | maps to a region between residue 918 and 968 of human polycystin-2 using the numbering given in entry NP_000288.1   |

| Product Application Details |   |
|-----------------------------|---|
| Applications                | Western Blot, Immunoprecipitation                                 |
| Recommended Dilutions       | Western Blot 1:2000-1:10000, Immunoprecipitation 2-5 ug/mg lysate |

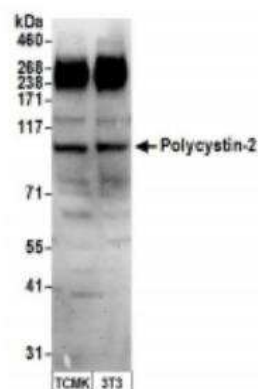


## Images

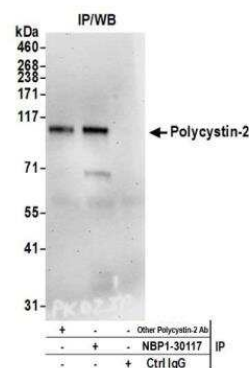
Western Blot: Polycystin 2 Antibody [NBP1-30117] - Whole cell lysate (15 ug) from HeLa and HEK293T cells prepared using NETN lysis buffer. Antibody: Affinity purified rabbit anti-Polycystin-2 antibody used for WB at 0.1 ug/ml. Detection: Chemiluminescence with an exposure time of 3 minutes.



Western Blot: Polycystin 2 Antibody [NBP1-30117] - Whole cell lysate (50 ug) from TCMK-1 and NIH 3T3 cells prepared using NETN lysis buffer. Antibody: Affinity purified rabbit anti-Polycystin-2 antibody used for WB at 0.1 ug/ml. Detection: Chemiluminescence with an exposure time of 75 seconds.



Immunoprecipitation: Polycystin 2 Antibody [NBP1-30117] - Detection of human Polycystin-2 by western blot of immunoprecipitates. Samples: Whole cell lysate (1.0 mg per IP reaction; 20% of IP loaded) from HeLa cells prepared using NETN lysis buffer. Antibodies: Affinity purified rabbit anti-Polycystin-2 antibody NBP1-30117 used for IP at 3 ug per reaction. Polycystin-2 was also immunoprecipitated by another rabbit anti-Polycystin-2 antibody. For blotting immunoprecipitated Polycystin-2, NBP1-30117 was used at 1 ug/ml. Detection: Chemiluminescence with an exposure time of 30 seconds.





### **Novus Biologicals USA**

10730 E. Briarwood Avenue  
Centennial, CO 80112  
USA  
Phone: 303.730.1950  
Toll Free: 1.888.506.6887  
Fax: 303.730.1966  
nb-customerservice@bio-techne.com

### **Bio-Techne Canada**

21 Canmotor Ave  
Toronto, ON M8Z 4E6  
Canada  
Phone: 905.827.6400  
Toll Free: 855.668.8722  
Fax: 905.827.6402  
canada.inquires@bio-techne.com

### **Bio-Techne Ltd**

19 Barton Lane  
Abingdon Science Park  
Abingdon, OX14 3NB, United Kingdom  
Phone: (44) (0) 1235 529449  
Free Phone: 0800 37 34 15  
Fax: (44) (0) 1235 533420  
info.EMEA@bio-techne.com

### **General Contact Information**

www.novusbio.com  
Technical Support: nb-technical@bio-techne.com  
Orders: nb-customerservice@bio-techne.com  
General: novus@novusbio.com

### **Products Related to NBP1-30117**

---

|             |   |
|-------------|---|
| NBP2-33376H | Blue Marker Antibody (6F4-F6) [HRP]                 |
| HAF008      | Goat anti-Rabbit IgG Secondary Antibody [HRP]       |
| NB7160      | Goat anti-Rabbit IgG (H+L) Secondary Antibody [HRP] |
| NBP2-24891  | Rabbit IgG Isotype Control                          |

---

### **Limitations**

This product is for research use only and is not approved for use in humans or in clinical diagnosis. Primary Antibodies are guaranteed for 1 year from date of receipt.

For more information on our 100% guarantee, please visit [www.novusbio.com/guarantee](http://www.novusbio.com/guarantee)

Earn gift cards/discounts by submitting a review: [www.novusbio.com/reviews/submit/NBP1-30117](http://www.novusbio.com/reviews/submit/NBP1-30117)

Earn gift cards/discounts by submitting a publication using this product:  
[www.novusbio.com/publications](http://www.novusbio.com/publications)

