

# Product Datasheet

## PEG10 Antibody (4C10A7)

### NBP1-28900

Unit Size: 0.1 ml

Store at 4C short term. Aliquot and store at -20C long term. Avoid freeze-thaw cycles.

[www.novusbio.com](http://www.novusbio.com)



[technical@novusbio.com](mailto:technical@novusbio.com)

#### Publications: 1

Protocols, Publications, Related Products, Reviews, Research Tools and Images at:  
[www.novusbio.com/NBP1-28900](http://www.novusbio.com/NBP1-28900)

Updated 1/11/2026 v.20.1

Earn rewards for product reviews and publications.

Submit a publication at [www.novusbio.com/publications](http://www.novusbio.com/publications)

Submit a review at [www.novusbio.com/reviews/destination/NBP1-28900](http://www.novusbio.com/reviews/destination/NBP1-28900)



**NBP1-28900****PEG10 Antibody (4C10A7)**

<b>Product Information</b>	
<b>Unit Size</b>	0.1 ml
<b>Concentration</b>	This product is unpurified. The exact concentration of antibody is not quantifiable.
<b>Storage</b>	Store at 4C short term. Aliquot and store at -20C long term. Avoid freeze-thaw cycles.
<b>Clonality</b>	Monoclonal
<b>Clone</b>	4C10A7
<b>Preservative</b>	0.03% Sodium Azide
<b>Isotype</b>	IgG1
<b>Purity</b>	Ascites
<b>Buffer</b>	Ascites

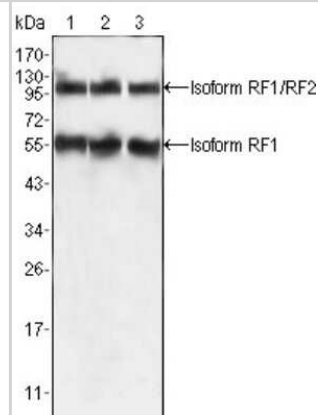
<b>Product Description</b>	
<b>Description</b>	Novus Biologicals Mouse PEG10 Antibody (4C10A7) (NBP1-28900) is a monoclonal antibody validated for use in IHC, WB and ELISA. Anti-PEG10 Antibody: Cited in 1 publication. All Novus Biologicals antibodies are covered by our 100% guarantee.
<b>Host</b>	Mouse
<b>Gene ID</b>	23089
<b>Gene Symbol</b>	PEG10
<b>Species</b>	Human, Mouse
<b>Reactivity Notes</b>	Mouse reactivity reported in scientific literature (PMID: 31400114).
<b>Immunogen</b>	Purified recombinant fragment of human PEG10 expressed in E. Coli.

<b>Product Application Details</b>	
<b>Applications</b>	Western Blot, Immunohistochemistry-Paraffin, ELISA, Immunohistochemistry
<b>Recommended Dilutions</b>	Western Blot 1:500-1:2000, ELISA 1:10000, Immunohistochemistry 1:10-1:500, Immunohistochemistry-Paraffin 1:200-1:1000

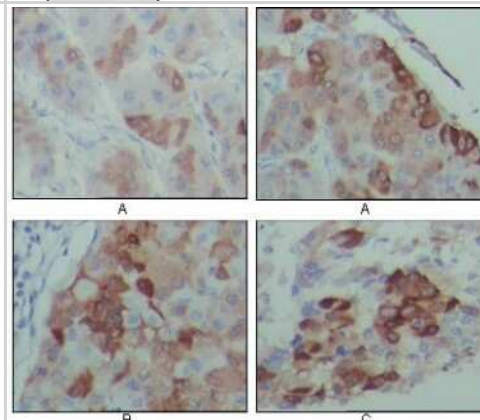


## Images

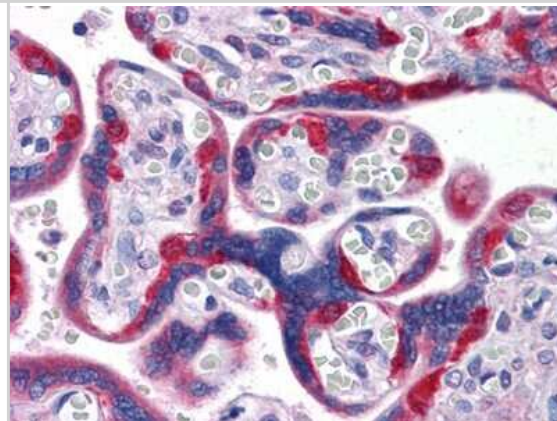
Western Blot: PEG10 Antibody (4C10A7) [NBP1-28900] - Western blot analysis using PEG10 mouse mAb against HepG2 (1), SMMC-7721 (2) and A549 (3) cell lysate.



Immunohistochemistry-Paraffin: PEG10 Antibody (4C10A7) [NBP1-28900] - Immunohistochemical analysis of paraffin-embedded human hepatocarcinoma (A), breast carcinoma (B) and lung cancer tissues (C), showing cytoplasmic localization with DAB staining using PEG10 mouse mAb.



Immunohistochemistry-Paraffin: PEG10 Antibody (4C10A7) [NBP1-28900] - Immunohistochemical analysis of paraffin-embedded human Placenta tissues using PEG10 mouse mAb



## Publications

Uxa S, Bernhart SH, Mages CFS et al. DREAM and RB cooperate to induce gene repression and cell-cycle arrest in response to p53 activation *Nucleic Acids Res.* 2019-08-10 [PMID: 31400114] (WB, Mouse, Human)



### **Novus Biologicals USA**

10730 E. Briarwood Avenue  
Centennial, CO 80112  
USA  
Phone: 303.730.1950  
Toll Free: 1.888.506.6887  
Fax: 303.730.1966  
nb-customerservice@bio-techne.com

### **Bio-Techne Canada**

21 Canmotor Ave  
Toronto, ON M8Z 4E6  
Canada  
Phone: 905.827.6400  
Toll Free: 855.668.8722  
Fax: 905.827.6402  
canada.inquires@bio-techne.com

### **Bio-Techne Ltd**

19 Barton Lane  
Abingdon Science Park  
Abingdon, OX14 3NB, United Kingdom  
Phone: (44) (0) 1235 529449  
Free Phone: 0800 37 34 15  
Fax: (44) (0) 1235 533420  
info.EMEA@bio-techne.com

### **General Contact Information**

www.novusbio.com  
Technical Support: nb-technical@bio-techne.com  
Orders: nb-customerservice@bio-techne.com  
General: novus@novusbio.com

### **Products Related to NBP1-28900**

---

NBP2-33376H	Blue Marker Antibody (6F4-F6) [HRP]
HAF007	Goat anti-Mouse IgG Secondary Antibody [HRP]
NB7539	Goat anti-Mouse IgG (H+L) Secondary Antibody [HRP]
NBP1-97005-0.5mg	Mouse IgG1 Isotype Control (MG1)

---

### **Limitations**

This product is for research use only and is not approved for use in humans or in clinical diagnosis. Primary Antibodies are guaranteed for 1 year from date of receipt.

For more information on our 100% guarantee, please visit [www.novusbio.com/guarantee](http://www.novusbio.com/guarantee)

Earn gift cards/discounts by submitting a review: [www.novusbio.com/reviews/submit/NBP1-28900](http://www.novusbio.com/reviews/submit/NBP1-28900)

Earn gift cards/discounts by submitting a publication using this product:  
[www.novusbio.com/publications](http://www.novusbio.com/publications)

