

# Product Datasheet

## UBR4 Antibody - BSA Free NBP1-28730

Unit Size: 100 ul

Store at 4C. Do not freeze.

[www.novusbio.com](http://www.novusbio.com)



[technical@novusbio.com](mailto:technical@novusbio.com)

### Publications: 2

Protocols, Publications, Related Products, Reviews, Research Tools and Images at:  
[www.novusbio.com/NBP1-28730](http://www.novusbio.com/NBP1-28730)

Updated 9/9/2025 v.20.1

Earn rewards for product  
reviews and publications.

Submit a publication at [www.novusbio.com/publications](http://www.novusbio.com/publications)

Submit a review at [www.novusbio.com/reviews/destination/NBP1-28730](http://www.novusbio.com/reviews/destination/NBP1-28730)



**NBP1-28730**

UBR4 Antibody - BSA Free

Product Information	
Unit Size	100 ul
Concentration	1.0 mg/ml
Storage	Store at 4C. Do not freeze.
Clonality	Polyclonal
Preservative	0.09% Sodium Azide
Isotype	IgG
Purity	Immunogen affinity purified
Buffer	Tris-Citrate/Phosphate (pH 7.0 - 8.0)

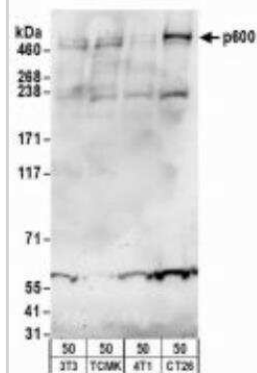
Product Description	
Description	Novus Biologicals Rabbit UBR4 Antibody - BSA Free (NBP1-28730) is a polyclonal antibody validated for use in IHC, WB, ELISA, ICC/IF and IP. Anti-UBR4 Antibody: Cited in 2 publications. All Novus Biologicals antibodies are covered by our 100% guarantee.
Host	Rabbit
Gene ID	23352
Gene Symbol	UBR4
Species	Human, Mouse
Immunogen	The immunogen recognized by this antibody maps to a region between residue 1350 and 1400 of human retinoblastoma-associated factor 600 using the numbering given in entry NP_065816.1 (GeneID 23352).

Product Application Details	
Applications	Western Blot, Immunohistochemistry-Paraffin, Immunohistochemistry, Immunoprecipitation
Recommended Dilutions	Western Blot 1:2000-1:10000, Immunohistochemistry 1:500 to 1:2000, Immunoprecipitation 2-10 ug/mg lysate, Immunohistochemistry-Paraffin 1:500 to 1:2000
Application Notes	Epitope retrieval with citrate buffer pH6.0 is recommended for FFPE tissue sections.

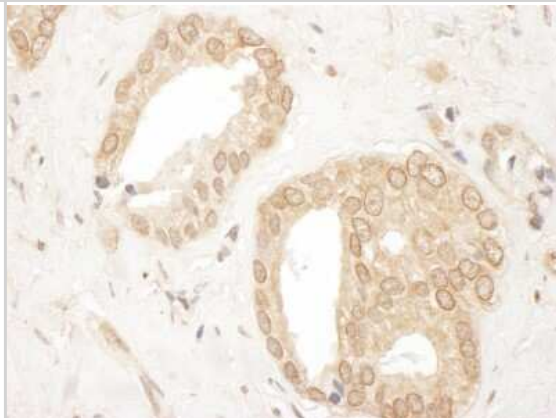


## Images

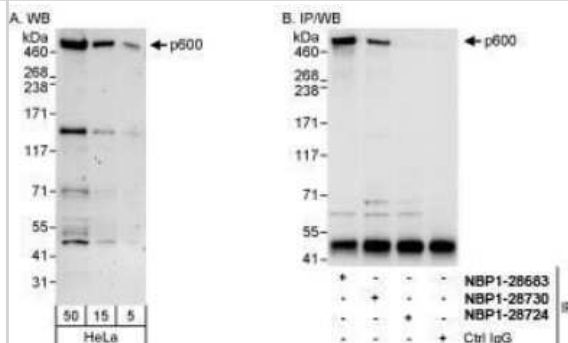
Western Blot: UBR4 Antibody [NBP1-28730] - Whole cell lysate from NIH3T3, TCMK-1, 4T1, and CT26.WT cells.



Immunohistochemistry-Paraffin: UBR4 Antibody [NBP1-28730] - Section of human prostate carcinoma. Antibody: Affinity purified rabbit anti- p600 used at a dilution of 1:1,000 (1ug/ml). Detection: DAB



Immunoprecipitation: UBR4 Antibody [NBP1-28730] - Detection of Human p600 on HeLa whole cell lysate using NBP28730. p600 was also immunoprecipitated by rabbit anti-p600 antibodies NBP1-28683 and NBP1-28724.



## Publications

Cervia L, Shibue T, Borah A et al. Data from A Ubiquitination Cascade Regulating the Integrated Stress Response and Survival in Carcinomas American Association for Cancer Research 2023-04-04 [PMID: 36576405] (IB, Human)

Corteggio A, Di Geronimo O, Roperto S et al. Bovine papillomavirus E7 oncoprotein binds to p600 in naturally occurring equine sarcoids. J Gen Virol 2011-02-01 [PMID: 20965990]



### **Novus Biologicals USA**

10730 E. Briarwood Avenue  
Centennial, CO 80112  
USA  
Phone: 303.730.1950  
Toll Free: 1.888.506.6887  
Fax: 303.730.1966  
nb-customerservice@bio-techne.com

### **Bio-Techne Canada**

21 Canmotor Ave  
Toronto, ON M8Z 4E6  
Canada  
Phone: 905.827.6400  
Toll Free: 855.668.8722  
Fax: 905.827.6402  
canada.inquires@bio-techne.com

### **Bio-Techne Ltd**

19 Barton Lane  
Abingdon Science Park  
Abingdon, OX14 3NB, United Kingdom  
Phone: (44) (0) 1235 529449  
Free Phone: 0800 37 34 15  
Fax: (44) (0) 1235 533420  
info.EMEA@bio-techne.com

### **General Contact Information**

www.novusbio.com  
Technical Support: nb-technical@bio-techne.com  
Orders: nb-customerservice@bio-techne.com  
General: novus@novusbio.com

### **Products Related to NBP1-28730**

---

NBP2-33376H	Blue Marker Antibody (6F4-F6) [HRP]
HAF008	Goat anti-Rabbit IgG Secondary Antibody [HRP]
NB7160	Goat anti-Rabbit IgG (H+L) Secondary Antibody [HRP]
NBP2-24891	Rabbit IgG Isotype Control

---

### **Limitations**

This product is for research use only and is not approved for use in humans or in clinical diagnosis. Primary Antibodies are guaranteed for 1 year from date of receipt.

For more information on our 100% guarantee, please visit [www.novusbio.com/guarantee](http://www.novusbio.com/guarantee)

Earn gift cards/discounts by submitting a review: [www.novusbio.com/reviews/submit/NBP1-28730](http://www.novusbio.com/reviews/submit/NBP1-28730)

Earn gift cards/discounts by submitting a publication using this product:  
[www.novusbio.com/publications](http://www.novusbio.com/publications)

