

# Product Datasheet

## Cyclophilin-F Antibody (1F5) - BSA Free NBP1-28608

Unit Size: 0.1 ml

Store at 4C short term. Aliquot and store at -20C long term. Avoid freeze-thaw cycles.

[www.novusbio.com](http://www.novusbio.com)



[technical@novusbio.com](mailto:technical@novusbio.com)

Protocols, Publications, Related Products, Reviews, Research Tools and Images at:  
[www.novusbio.com/NBP1-28608](http://www.novusbio.com/NBP1-28608)

Updated 9/9/2025 v.20.1

Earn rewards for product  
reviews and publications.

Submit a publication at [www.novusbio.com/publications](http://www.novusbio.com/publications)

Submit a review at [www.novusbio.com/reviews/destination/NBP1-28608](http://www.novusbio.com/reviews/destination/NBP1-28608)



**NBP1-28608****Cyclophilin-F Antibody (1F5) - BSA Free**

<b>Product Information</b>	
<b>Unit Size</b>	0.1 ml
<b>Concentration</b>	1.0 mg/ml
<b>Storage</b>	Store at 4C short term. Aliquot and store at -20C long term. Avoid freeze-thaw cycles.
<b>Clonality</b>	Monoclonal
<b>Clone</b>	1F5
<b>Preservative</b>	0.02% Sodium Azide
<b>Isotype</b>	IgG2b Kappa
<b>Purity</b>	Protein G purified
<b>Buffer</b>	PBS (pH 7.4), 10% Glycerol
<b>Target Molecular Weight</b>	22 kDa

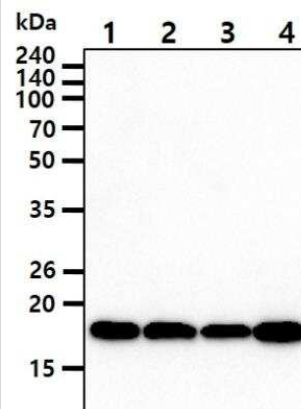
<b>Product Description</b>	
<b>Description</b>	Novus Biologicals Mouse Cyclophilin-F Antibody (1F5) - BSA Free (NBP1-28608) is a monoclonal antibody validated for use in IHC, WB, ELISA and ICC/IF. All Novus Biologicals antibodies are covered by our 100% guarantee.
<b>Host</b>	Mouse
<b>Gene ID</b>	10105
<b>Gene Symbol</b>	PPIF
<b>Species</b>	Human
<b>Immunogen</b>	Recombinant human Cyclophilin-F (30-207aa) purified from E. coli (NP_005720).

<b>Product Application Details</b>	
<b>Applications</b>	Western Blot, Immunohistochemistry-Paraffin, ELISA, Immunocytochemistry/Immunofluorescence, Immunohistochemistry
<b>Recommended Dilutions</b>	Western Blot 1:500-1:1000, ELISA 1:100-1:2000, Immunohistochemistry 1:50-1:100, Immunocytochemistry/ Immunofluorescence 1:100, Immunohistochemistry-Paraffin 1:50-1:100

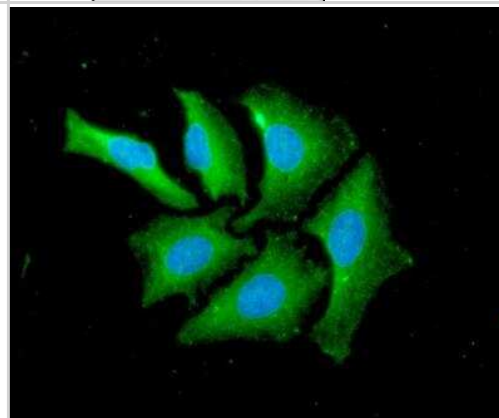


## Images

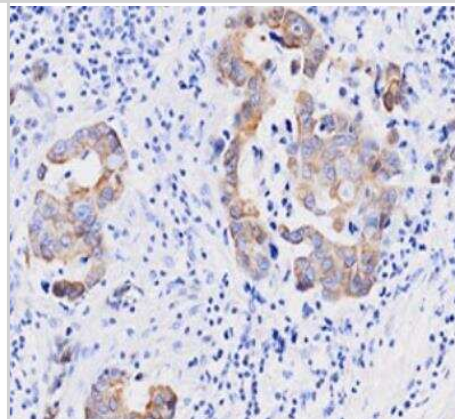
Western Blot: Cyclophilin-F Antibody (1F5) [NBP1-28608] - The cell lysates(40ug) were resolved by SDS-PAGE, transferred to PVDF membrane and probed with anti-human PPIF antibody at a dilution of (1:1000). Proteins were visualized using a goat anti-mouse secondary antibody conjugated to HRP and an ECL detection system. Lane 1.: 293T cell lysate Lane 2.: HepG2 cell lysate Lane 3.: MCF7 cell lysate Lane 4.: PC3 cell lysate



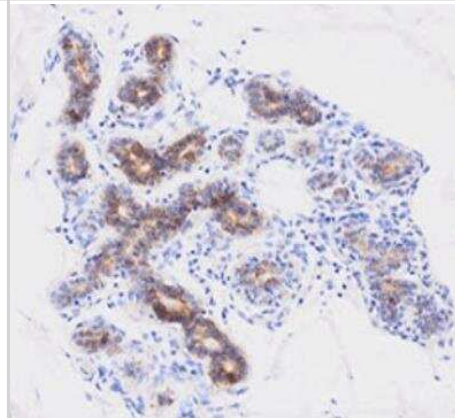
Immunocytochemistry/Immunofluorescence: Cyclophilin-F Antibody (1F5) [NBP1-28608] - Analysis of PPIF in HeLa cells. The cell was stained at (1:100). The secondary antibody (green) was used Alexa Fluor 488. DAPI was stained the cell nucleus (blue).



Immunohistochemistry-Paraffin: Cyclophilin-F Antibody (1F5) [NBP1-28608] - Paraffin embedded sections of human breast cancer tissue were incubated with anti-human PPIF (1:50) for 2 hours at room temperature. Antigen retrieval was performed in 0.1M sodium citrate buffer and detected using Diaminobenzidine (DAB).



Immunohistochemistry-Paraffin: Cyclophilin-F Antibody (1F5) [NBP1-28608] - Paraffin embedded sections of human breast cancer tissue were incubated with anti-human PPIF (1:50) for 2 hours at room temperature. Antigen retrieval was performed in 0.1M sodium citrate buffer and detected using Diaminobenzidine (DAB).





### **Novus Biologicals USA**

10730 E. Briarwood Avenue  
Centennial, CO 80112  
USA  
Phone: 303.730.1950  
Toll Free: 1.888.506.6887  
Fax: 303.730.1966  
nb-customerservice@bio-techne.com

### **Bio-Techne Canada**

21 Canmotor Ave  
Toronto, ON M8Z 4E6  
Canada  
Phone: 905.827.6400  
Toll Free: 855.668.8722  
Fax: 905.827.6402  
canada.inquires@bio-techne.com

### **Bio-Techne Ltd**

19 Barton Lane  
Abingdon Science Park  
Abingdon, OX14 3NB, United Kingdom  
Phone: (44) (0) 1235 529449  
Free Phone: 0800 37 34 15  
Fax: (44) (0) 1235 533420  
info.EMEA@bio-techne.com

### **General Contact Information**

www.novusbio.com  
Technical Support: nb-technical@bio-techne.com  
Orders: nb-customerservice@bio-techne.com  
General: novus@novusbio.com

### **Products Related to NBP1-28608**

---

NBP2-33376H	Blue Marker Antibody (6F4-F6) [HRP]
HAF007	Goat anti-Mouse IgG Secondary Antibody [HRP]
NB7539	Goat anti-Mouse IgG (H+L) Secondary Antibody [HRP]
NBP1-43317-0.5mg	Mouse IgG2b Kappa Light Chain Isotype Control (MG2b)

---

### **Limitations**

This product is for research use only and is not approved for use in humans or in clinical diagnosis. Primary Antibodies are guaranteed for 1 year from date of receipt.

For more information on our 100% guarantee, please visit [www.novusbio.com/guarantee](http://www.novusbio.com/guarantee)

Earn gift cards/discounts by submitting a review: [www.novusbio.com/reviews/submit/NBP1-28608](http://www.novusbio.com/reviews/submit/NBP1-28608)

Earn gift cards/discounts by submitting a publication using this product:  
[www.novusbio.com/publications](http://www.novusbio.com/publications)

