

# Product Datasheet

## CD21 Antibody (BB6-11C9.6) - Azide and BSA Free NBP1-28245

Unit Size: 0.25 mg

Store at 4C. Do not freeze.

[www.novusbio.com](http://www.novusbio.com)



[technical@novusbio.com](mailto:technical@novusbio.com)

### Publications: 3

Protocols, Publications, Related Products, Reviews, Research Tools and Images at:  
[www.novusbio.com/NBP1-28245](http://www.novusbio.com/NBP1-28245)

Updated 9/9/2025 v.20.1

Earn rewards for product  
reviews and publications.

Submit a publication at [www.novusbio.com/publications](http://www.novusbio.com/publications)

Submit a review at [www.novusbio.com/reviews/destination/NBP1-28245](http://www.novusbio.com/reviews/destination/NBP1-28245)



**NBP1-28245**

CD21 Antibody (BB6-11C9.6) - Azide and BSA Free

Product Information	
Unit Size	0.25 mg
Concentration	0.5 mg/ml
Storage	Store at 4C. Do not freeze.
Clonality	Monoclonal
Clone	BB6-11C9.6
Preservative	No Preservative
Isotype	IgG1 Kappa
Purity	Protein A or G purified
Buffer	0.1M BBS (pH 8.2)

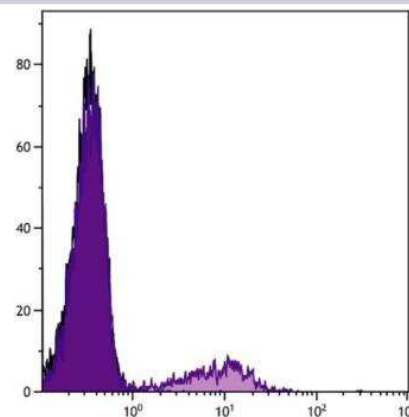
Product Description	
Description	Novus Biologicals Mouse CD21 Antibody (BB6-11C9.6) - Azide and BSA Free (NBP1-28245) is a monoclonal antibody validated for use in Flow. Anti-CD21 Antibody: Cited in 3 publications. All Novus Biologicals antibodies are covered by our 100% guarantee.
Host	Mouse
Gene ID	1380
Gene Symbol	CR2
Species	Mouse, Porcine
Reactivity Notes	Mouse reactivity reported in scientific literature (PMID: 26284585). Use in Mouse reported in scientific literature (PMID:26284585).
Marker	Histiocytic Marker
Specificity/Sensitivity	Porcine CD21, Mr 160 kDa
Immunogen	Porcine CD21, Mr 160 kDa

Product Application Details	
Applications	Flow Cytometry
Recommended Dilutions	Flow Cytometry 1:10 - 1:1000

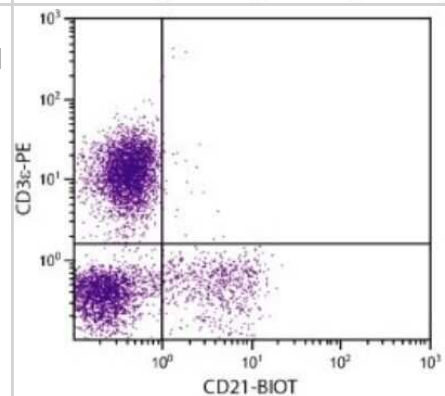


## Images

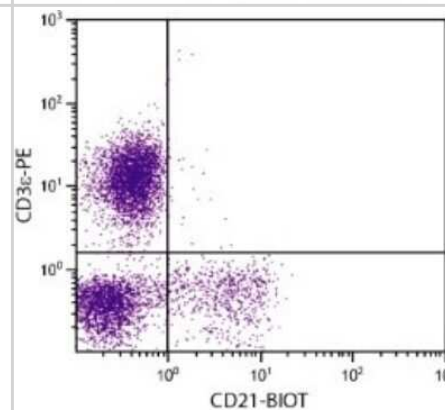
Flow Cytometry: CD21 Antibody (BB6-11C9.6) [NBP1-28245] - Porcine peripheral blood lymphocytes were stained with Mouse Anti-Porcine CD21-UNLB followed by Goat Anti-Mouse IgG1, Human ads-FITC.



Flow Cytometry: CD21 Antibody (BB6-11C9.6) [NBP1-28245] - Analysis using the Biotin conjugate of NBP1-28245. Multiple staining of peripheral blood lymphocytes.



Flow Cytometry: CD21 Antibody (BB6-11C9.6) [NBP1-28245] - Analysis using the FITC conjugate of NBP1-28245. Multiple staining of peripheral blood lymphocytes.



## Publications

Ramm R, Goecke T, KOhler P Et al. Immunological and functional features of decellularized xenogeneic heart valves after transplantation into GGTA1-KO pigs Regen Biomater 2022-08-05 [PMID: 35928180]

Details:  
Citation using the Biotin version of this antibody.

Kick AR, Wolfe ZC, Amaral AF et al. Maternal Autogenous Inactivated Virus Vaccination Boosts Immunity to PRRSV in Piglets Vaccines 2021-01-31 [PMID: 33572562] (FLOW, Porcine)

John-Schuster G, Gunter S, Hager K et al. Inflammaging increases susceptibility to cigarette smoke-induced COPD. Oncotarget. 2016-05-24 [PMID: 26284585] (Mouse)

Details:  
This citation used the Alexa Fluor 647 version of this antibody.



### Novus Biologicals USA

10730 E. Briarwood Avenue  
Centennial, CO 80112  
USA  
Phone: 303.730.1950  
Toll Free: 1.888.506.6887  
Fax: 303.730.1966  
nb-customerservice@bio-techne.com

### Bio-Techne Canada

21 Canmotor Ave  
Toronto, ON M8Z 4E6  
Canada  
Phone: 905.827.6400  
Toll Free: 855.668.8722  
Fax: 905.827.6402  
canada.inquires@bio-techne.com

### Bio-Techne Ltd

19 Barton Lane  
Abingdon Science Park  
Abingdon, OX14 3NB, United Kingdom  
Phone: (44) (0) 1235 529449  
Free Phone: 0800 37 34 15  
Fax: (44) (0) 1235 533420  
info.EMEA@bio-techne.com

### General Contact Information

www.novusbio.com  
Technical Support: nb-technical@bio-techne.com  
Orders: nb-customerservice@bio-techne.com  
General: novus@novusbio.com

### Products Related to NBP1-28245

---

HAF007	Goat anti-Mouse IgG Secondary Antibody [HRP]
NB7539	Goat anti-Mouse IgG (H+L) Secondary Antibody [HRP]
NBP1-43319-0.5mg	Mouse IgG1 Kappa Isotype Control (P3.6.2.8.1)
NBP1-28247	CD21 Antibody (BB6-11C9.6) [Biotin]

---

### Limitations

This product is for research use only and is not approved for use in humans or in clinical diagnosis. Primary Antibodies are guaranteed for 1 year from date of receipt.

For more information on our 100% guarantee, please visit [www.novusbio.com/guarantee](http://www.novusbio.com/guarantee)

Earn gift cards/discounts by submitting a review: [www.novusbio.com/reviews/submit/NBP1-28245](http://www.novusbio.com/reviews/submit/NBP1-28245)

Earn gift cards/discounts by submitting a publication using this product:  
[www.novusbio.com/publications](http://www.novusbio.com/publications)

