

Product Datasheet

CD5 Antibody (4H8E5) - Azide and BSA Free NBP1-26703

Unit Size: 0.5 mg

Store at 4C. Do not freeze.

www.novusbio.com



technical@novusbio.com

Protocols, Publications, Related Products, Reviews, Research Tools and Images at:
www.novusbio.com/NBP1-26703

Updated 9/9/2025 v.20.1

Earn rewards for product
reviews and publications.

Submit a publication at www.novusbio.com/publications

Submit a review at www.novusbio.com/reviews/destination/NBP1-26703



NBP1-26703

CD5 Antibody (4H8E5) - Azide and BSA Free

Product Information	
Unit Size	0.5 mg
Concentration	0.5 mg/ml
Storage	Store at 4C. Do not freeze.
Clonality	Monoclonal
Clone	4H8E5
Preservative	No Preservative
Isotype	IgG2a Kappa
Purity	Protein A or G purified
Buffer	0.1M BBS (pH 8.2)


Product Description	
Description	Novus Biologicals Rat CD5 Antibody (4H8E5) - Azide and BSA Free (NBP1-26703) is a monoclonal antibody validated for use in Flow. All Novus Biologicals antibodies are covered by our 100% guarantee.
Host	Rat
Gene ID	921
Gene Symbol	CD5
Species	Mouse
Specificity/Sensitivity	CD5/Lyt-1, Mr 67 kDa
Immunogen	The immunogen is a peptide made to the amino acid region CD5

Product Application Details	
Applications	Flow Cytometry
Recommended Dilutions	Flow Cytometry 1 ug/10 cells

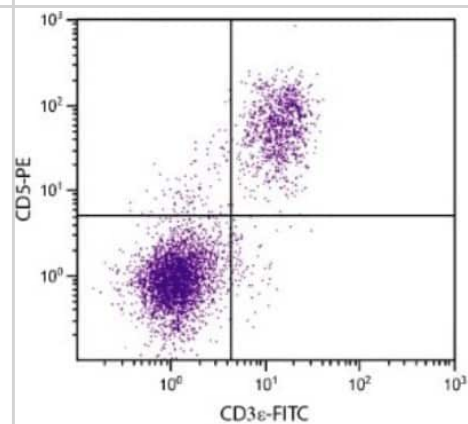


Images

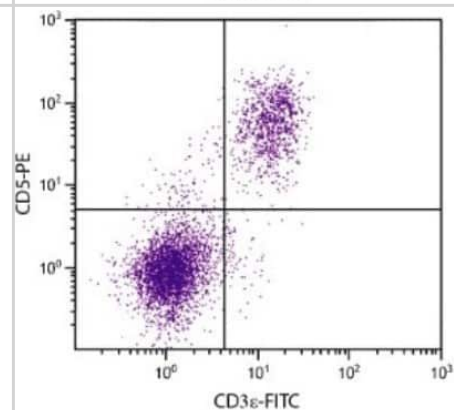
Flow Cytometry: CD5 Antibody (4H8E5) [NBP1-26703] - Analysis using the PE conjugate of NBP1-26703. Double staining of $0.2 \mu\text{g}/10^6$ cells from BALB/c spleen with rat anti-mouse CD5-R-PE and rat anti-mouse CD19-FITC Clone 6D5), following which small lymphocytes were gated and analyzed using a flow cytometer.



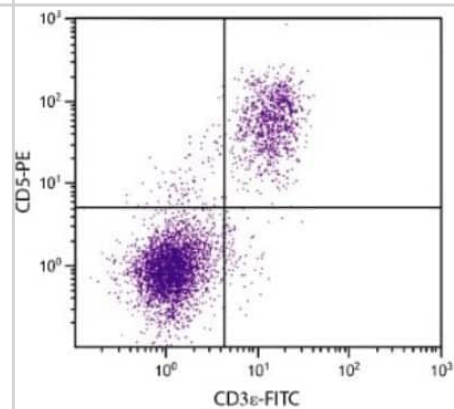
Flow Cytometry: CD5 Antibody (4H8E5) [NBP1-26703] - Analysis using the Allophycocyanin conjugate of NBP1-26703. Multiple staining of C57BL/6 splenocytes.



Flow Cytometry: CD5 Antibody (4H8E5) [NBP1-26703] - Analysis using the Biotin conjugate of NBP1-26703. Multiple staining of C57BL/6 splenocytes.



Flow Cytometry: CD5 Antibody (4H8E5) [NBP1-26703] - Analysis using the FITC conjugate of NBP1-26703. Multiple staining of C57BL/6 splenocytes.





Novus Biologicals USA

10730 E. Briarwood Avenue
Centennial, CO 80112
USA
Phone: 303.730.1950
Toll Free: 1.888.506.6887
Fax: 303.730.1966
nb-customerservice@bio-techne.com

Bio-Techne Canada

21 Canmotor Ave
Toronto, ON M8Z 4E6
Canada
Phone: 905.827.6400
Toll Free: 855.668.8722
Fax: 905.827.6402
canada.inquires@bio-techne.com

Bio-Techne Ltd

19 Barton Lane
Abingdon Science Park
Abingdon, OX14 3NB, United Kingdom
Phone: (44) (0) 1235 529449
Free Phone: 0800 37 34 15
Fax: (44) (0) 1235 533420
info.EMEA@bio-techne.com

General Contact Information

www.novusbio.com
Technical Support: nb-technical@bio-techne.com
Orders: nb-customerservice@bio-techne.com
General: novus@novusbio.com

Products Related to NBP1-26703

HAF005	Goat anti-Rat IgG Secondary Antibody [HRP]
NB7115	Goat anti-Rat IgG (H+L) Secondary Antibody [HRP]
NBP1-43321-0.5mg	Rat IgG2a Kappa Light Chain Isotype Control (R2a)
NBP1-26706	CD5 Antibody (4H8E5) [PE]

Limitations

This product is for research use only and is not approved for use in humans or in clinical diagnosis. Primary Antibodies are guaranteed for 1 year from date of receipt.

For more information on our 100% guarantee, please visit www.novusbio.com/guarantee

Earn gift cards/discounts by submitting a review: www.novusbio.com/reviews/submit/NBP1-26703

Earn gift cards/discounts by submitting a publication using this product:
www.novusbio.com/publications

