

Product Datasheet

Abraxas Antibody - BSA Free NBP1-22978

Unit Size: 100 ul

Store at 4C. Do not freeze.

www.novusbio.com



technical@novusbio.com

Protocols, Publications, Related Products, Reviews, Research Tools and Images at:
www.novusbio.com/NBP1-22978

Updated 9/9/2025 v.20.1

Earn rewards for product
reviews and publications.

Submit a publication at www.novusbio.com/publications

Submit a review at www.novusbio.com/reviews/destination/NBP1-22978



NBP1-22978

Abraxas Antibody - BSA Free

Product Information	
Unit Size	100 ul
Concentration	1.0 mg/ml
Storage	Store at 4C. Do not freeze.
Clonality	Polyclonal
Preservative	0.09% Sodium Azide
Isotype	IgG
Purity	Immunogen affinity purified
Buffer	Tris-Citrate/Phosphate (pH 7.0 - 8.0)
Target Molecular Weight	47 kDa

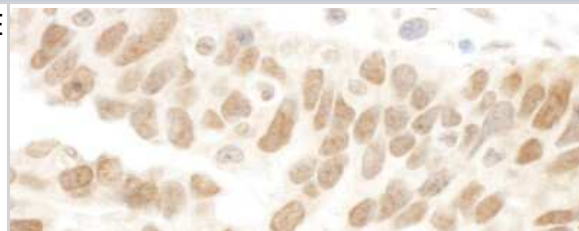
Product Description	
Description	Novus Biologicals Rabbit Abraxas Antibody - BSA Free (NBP1-22978) is a polyclonal antibody validated for use in IHC and IP. All Novus Biologicals antibodies are covered by our 100% guarantee.
Host	Rabbit
Gene ID	84142
Gene Symbol	ABRAXAS1
Species	Human
Immunogen	The immunogen recognized by this antibody maps to a region between residue 400 and 409 of human Abraxas (coiled-coil domain containing 98) using the numbering given in entry NP_620775.2 (GeneID 84142).

Product Application Details	
Applications	Immunohistochemistry-Paraffin, Immunohistochemistry, Immunoprecipitation, Western Blot (Negative)
Recommended Dilutions	Immunohistochemistry 1:10-1:500, Immunoprecipitation 5-15 ug/mg lysate, Immunohistochemistry-Paraffin 1:10-1:500, Western Blot (Negative)
Application Notes	It is not recommended for western analysis.

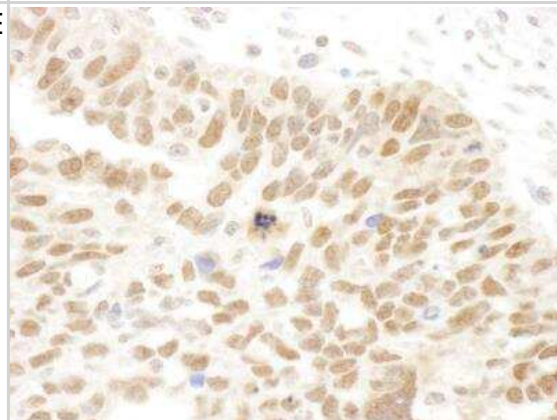


Images

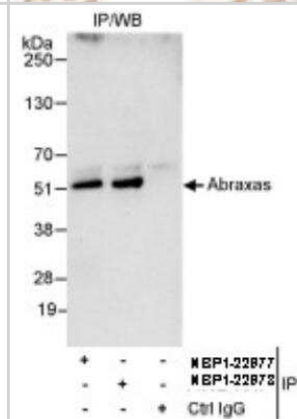
Immunohistochemistry: Abraxas Antibody [NBP1-22978] - Sample: FFPE section of human ovarian carcinoma. Antibody: Affinity purified rabbit anti-Abraxas used at a dilution of 1:1,000 (1ug/ml). Detection: DAB staining using Immunohistochemistry Accessory Kit .



Immunohistochemistry: Abraxas Antibody [NBP1-22978] - Sample: FFPE section of human ovarian carcinoma. Antibody used at a dilution of 1:250. Detection: DAB staining using Immunohistochemistry Accessory Kit



Immunoprecipitation: Abraxas Antibody [NBP1-22978] - Whole cell lysate from HeLa cells. Affinity purified rabbit anti-Abraxas antibody used for IP at 10 mcg/mg lysate. Antibody was also immunoprecipitated by rabbit anti-Abraxas antibody NBP1-22977.





Novus Biologicals USA

10730 E. Briarwood Avenue
Centennial, CO 80112
USA
Phone: 303.730.1950
Toll Free: 1.888.506.6887
Fax: 303.730.1966
nb-customerservice@bio-techne.com

Bio-Techne Canada

21 Canmotor Ave
Toronto, ON M8Z 4E6
Canada
Phone: 905.827.6400
Toll Free: 855.668.8722
Fax: 905.827.6402
canada.inquires@bio-techne.com

Bio-Techne Ltd

19 Barton Lane
Abingdon Science Park
Abingdon, OX14 3NB, United Kingdom
Phone: (44) (0) 1235 529449
Free Phone: 0800 37 34 15
Fax: (44) (0) 1235 533420
info.EMEA@bio-techne.com

General Contact Information

www.novusbio.com
Technical Support: nb-technical@bio-techne.com
Orders: nb-customerservice@bio-techne.com
General: novus@novusbio.com

Products Related to NBP1-22978

NBP2-33376H	Blue Marker Antibody (6F4-F6) [HRP]
HAF008	Goat anti-Rabbit IgG Secondary Antibody [HRP]
NB7160	Goat anti-Rabbit IgG (H+L) Secondary Antibody [HRP]
NBP2-24891	Rabbit IgG Isotype Control

Limitations

This product is for research use only and is not approved for use in humans or in clinical diagnosis. Primary Antibodies are guaranteed for 1 year from date of receipt.

For more information on our 100% guarantee, please visit www.novusbio.com/guarantee

Earn gift cards/discounts by submitting a review: www.novusbio.com/reviews/submit/NBP1-22978

Earn gift cards/discounts by submitting a publication using this product:
www.novusbio.com/publications

