

# Product Datasheet

## CNOT3 Antibody NBP1-21396

Unit Size: 0.1 ml

Store at 4C. Do not freeze.

[www.novusbio.com](http://www.novusbio.com)



[technical@novusbio.com](mailto:technical@novusbio.com)

Protocols, Publications, Related Products, Reviews, Research Tools and Images at:  
[www.novusbio.com/NBP1-21396](http://www.novusbio.com/NBP1-21396)

Updated 9/9/2025 v.20.1

Earn rewards for product  
reviews and publications.

Submit a publication at [www.novusbio.com/publications](http://www.novusbio.com/publications)

Submit a review at [www.novusbio.com/reviews/destination/NBP1-21396](http://www.novusbio.com/reviews/destination/NBP1-21396)



**NBP1-21396****CNOT3 Antibody**

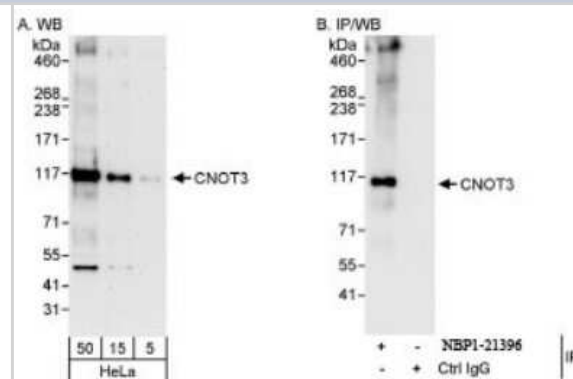
Product Information	
<b>Unit Size</b>	0.1 ml
<b>Concentration</b>	0.2 mg/ml
<b>Storage</b>	Store at 4C. Do not freeze.
<b>Clonality</b>	Polyclonal
<b>Preservative</b>	0.09% Sodium Azide
<b>Isotype</b>	IgG
<b>Purity</b>	Immunogen affinity purified
<b>Buffer</b>	TBS and 0.1% BSA

Product Description	
<b>Description</b>	Novus Biologicals Rabbit CNOT3 Antibody (NBP1-21396) is a polyclonal antibody validated for use in IHC, WB and IP. All Novus Biologicals antibodies are covered by our 100% guarantee.
<b>Host</b>	Rabbit
<b>Gene ID</b>	4849
<b>Gene Symbol</b>	CNOT3
<b>Species</b>	Human
<b>Immunogen</b>	The immunogen recognized by this antibody maps to a region between residue 525 and 575 of human CCR4-NOT transcription complex, subunit 3 using the numbering given in entry NP_055331.1 (GeneID 4849).

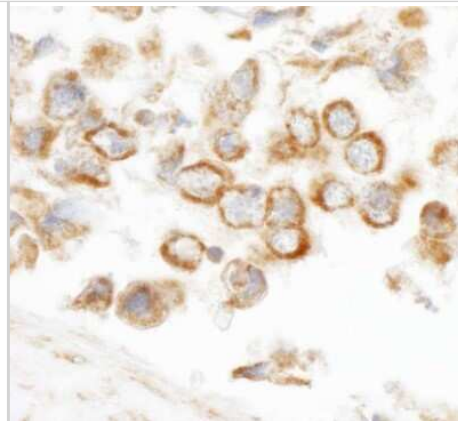
Product Application Details	
<b>Applications</b>	Western Blot, Immunohistochemistry-Paraffin, Immunohistochemistry, Immunoprecipitation
<b>Recommended Dilutions</b>	Western Blot 1:2000-1:10000, Immunohistochemistry 1:200, Immunoprecipitation 2-5 ug/mg lysate, Immunohistochemistry-Paraffin 1:200

**Images**

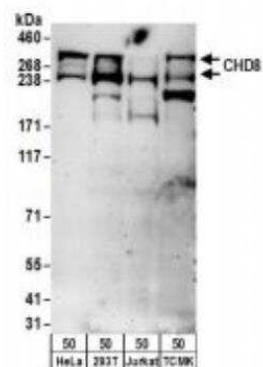
Western Blot: CNOT3 Antibody [NBP1-21396] - Whole cell lysate (5, 15 and 50 mcg for WB; 1 mg for IP, 20% of IP loaded) from HeLa cells. NBP1-21396 used for WB at 0.04 mcg/ml (A) and 0.4 mcg/ml (B) and used for IP at 3 mcg/mg lysate



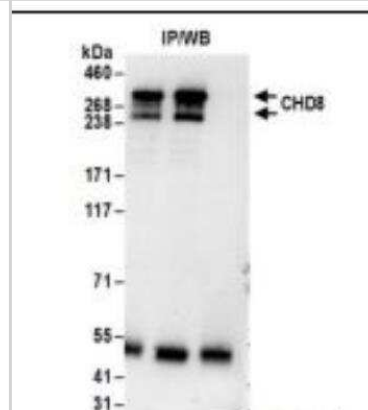
Immunohistochemistry-Paraffin: CNOT3 Antibody [NBP1-21396] - Human testicular seminoma. Antibody used at a dilution of 1:200 (1ug/ml).



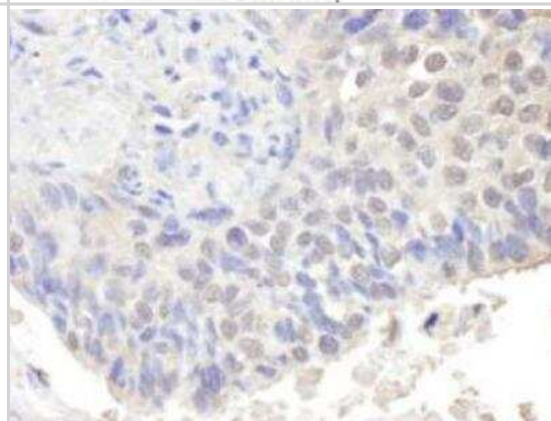
Western Blot: CNOT3 Antibody [NBP1-21396] - Whole cell lysate (50 ug) from HeLa, 293T, Jurkat, and mouse TCMK-1 cells.



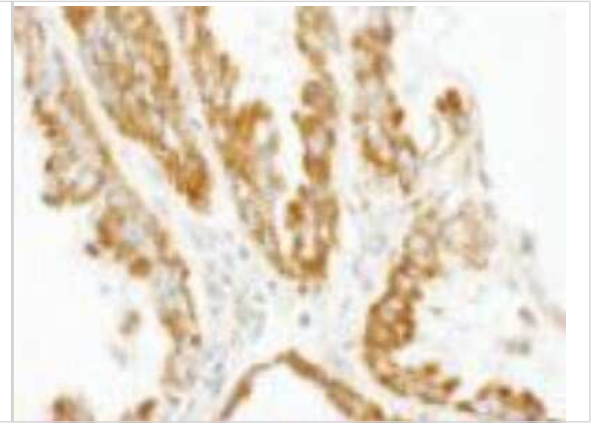
Western Blot: CNOT3 Antibody [NBP1-21396] - Whole cell lysate (1 mg for IP; 20% of IP loaded) from HeLa cells.



Immunohistochemistry-Paraffin: CNOT3 Antibody [NBP1-21396] - of human ovarian carcinoma. Dilution of 1:1,000 (1ug/ml).



Immunohistochemistry-Paraffin: CNOT3 Antibody [NBP1-21396] - FFPE section of human lung carcinoma. Antibody: Affinity purified rabbit anti-CNOT3 used at a dilution of 1:250. Detection: DAB staining using Immunohistochemistry Accessory Kit





### **Novus Biologicals USA**

10730 E. Briarwood Avenue  
Centennial, CO 80112  
USA  
Phone: 303.730.1950  
Toll Free: 1.888.506.6887  
Fax: 303.730.1966  
nb-customerservice@bio-techne.com

### **Bio-Techne Canada**

21 Canmotor Ave  
Toronto, ON M8Z 4E6  
Canada  
Phone: 905.827.6400  
Toll Free: 855.668.8722  
Fax: 905.827.6402  
canada.inquires@bio-techne.com

### **Bio-Techne Ltd**

19 Barton Lane  
Abingdon Science Park  
Abingdon, OX14 3NB, United Kingdom  
Phone: (44) (0) 1235 529449  
Free Phone: 0800 37 34 15  
Fax: (44) (0) 1235 533420  
info.EMEA@bio-techne.com

### **General Contact Information**

www.novusbio.com  
Technical Support: nb-technical@bio-techne.com  
Orders: nb-customerservice@bio-techne.com  
General: novus@novusbio.com

### **Products Related to NBP1-21396**

---

NBP2-33376H	Blue Marker Antibody (6F4-F6) [HRP]
HAF008	Goat anti-Rabbit IgG Secondary Antibody [HRP]
NB7160	Goat anti-Rabbit IgG (H+L) Secondary Antibody [HRP]
NBP2-24891	Rabbit IgG Isotype Control

---

### **Limitations**

This product is for research use only and is not approved for use in humans or in clinical diagnosis. Primary Antibodies are guaranteed for 1 year from date of receipt.

For more information on our 100% guarantee, please visit [www.novusbio.com/guarantee](http://www.novusbio.com/guarantee)

Earn gift cards/discounts by submitting a review: [www.novusbio.com/reviews/submit/NBP1-21396](http://www.novusbio.com/reviews/submit/NBP1-21396)

Earn gift cards/discounts by submitting a publication using this product:  
[www.novusbio.com/publications](http://www.novusbio.com/publications)

