

# Product Datasheet

## IFN-alpha/beta R2 Antibody

### NBP1-20934

Unit Size: 0.1 mg

Store at -20C. Avoid freeze-thaw cycles.

[www.novusbio.com](http://www.novusbio.com)



[technical@novusbio.com](mailto:technical@novusbio.com)

#### Publications: 1

Protocols, Publications, Related Products, Reviews, Research Tools and Images at:  
[www.novusbio.com/NBP1-20934](http://www.novusbio.com/NBP1-20934)

Updated 9/9/2025 v.20.1

Earn rewards for product  
reviews and publications.

Submit a publication at [www.novusbio.com/publications](http://www.novusbio.com/publications)

Submit a review at [www.novusbio.com/reviews/destination/NBP1-20934](http://www.novusbio.com/reviews/destination/NBP1-20934)



**NBP1-20934**

## IFN-alpha/beta R2 Antibody

Product Information	
Unit Size	0.1 mg
Concentration	0.5 mg/ml
Storage	Store at -20C. Avoid freeze-thaw cycles.
Clonality	Polyclonal
Preservative	0.02% Sodium Azide
Isotype	IgG
Purity	Immunogen affinity purified
Buffer	Tris saline (20 mM Tris pH 7.3, 150 mM NaCl), 0.5% BSA

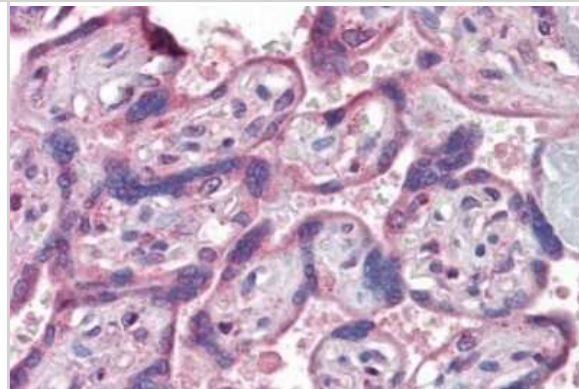
Product Description	
Description	Novus Biologicals Goat IFN-alpha/beta R2 Antibody (NBP1-20934) is a polyclonal antibody validated for use in IHC, WB, ELISA and Flow. Anti-IFN-alpha/beta R2 Antibody: Cited in 1 publication. All Novus Biologicals antibodies are covered by our 100% guarantee.
Host	Goat
Gene ID	3455
Gene Symbol	IFNAR2
Species	Human
Specificity/Sensitivity	This antibody is expected to recognise all three reported isoforms (NP_000865.2 ; NP_997467.1; NP_997468.1 )
Immunogen	Peptide with sequence SYDSPDYTDESCT corresponding to internal region according to NP_000865.2 , NP_997467.1, NP_997468.1 .

Product Application Details	
Applications	Western Blot, Immunohistochemistry-Paraffin, Flow Cytometry, Immunohistochemistry, Peptide ELISA
Recommended Dilutions	Western Blot 0.2 ug/mL, Flow Cytometry, Immunohistochemistry, Immunohistochemistry-Paraffin 5 ug/mL, Peptide ELISA Detection limit 1:32000

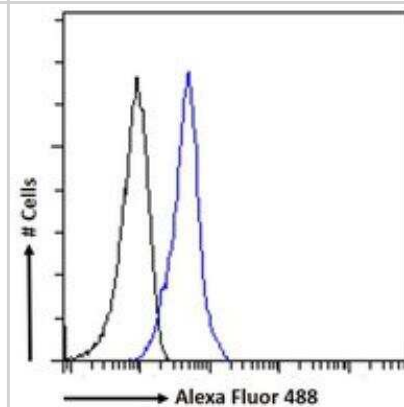


## Images

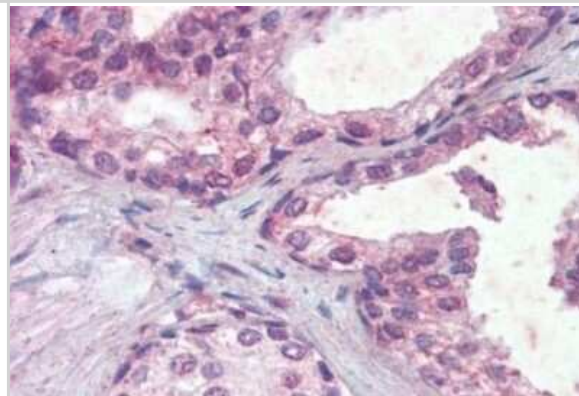
Immunohistochemistry-Paraffin: IFN-alpha/beta R2 Antibody [NBP1-20934] - (5ug/ml) staining of Human Placenta. Steamed antigen retrieval with citrate buffer pH 6, AP-staining.



Flow Cytometry: IFN-alpha/beta R2 Antibody [NBP1-20934] - Flow cytometric analysis of paraformaldehyde fixed K562 cells (blue line), permeabilized with 0.5% Triton. Primary incubation 1hr (10ug/ml) followed by Alexa Fluor 488 secondary antibody (1ug/ml). IgG control: Unimmunized goat IgG (black line) followed by Alexa Fluor 488 secondary antibody.



Immunohistochemistry-Paraffin: IFN-alpha/beta R2 Antibody [NBP1-20934] - (5ug/ml) staining of Human Prostate. Steamed antigen retrieval with citrate buffer Ph 6, AP-staining.



## Publications

Keller BC, Fredericksen BL, Samuel MA et al. Resistance to alpha/beta interferon is a determinant of West Nile virus replication fitness and virulence. J Virol 2006-10-01 [PMID: 16973548]



### **Novus Biologicals USA**

10730 E. Briarwood Avenue  
Centennial, CO 80112  
USA  
Phone: 303.730.1950  
Toll Free: 1.888.506.6887  
Fax: 303.730.1966  
nb-customerservice@bio-techne.com

### **Bio-Techne Canada**

21 Canmotor Ave  
Toronto, ON M8Z 4E6  
Canada  
Phone: 905.827.6400  
Toll Free: 855.668.8722  
Fax: 905.827.6402  
canada.inquires@bio-techne.com

### **Bio-Techne Ltd**

19 Barton Lane  
Abingdon Science Park  
Abingdon, OX14 3NB, United Kingdom  
Phone: (44) (0) 1235 529449  
Free Phone: 0800 37 34 15  
Fax: (44) (0) 1235 533420  
info.EMEA@bio-techne.com

### **General Contact Information**

www.novusbio.com  
Technical Support: nb-technical@bio-techne.com  
Orders: nb-customerservice@bio-techne.com  
General: novus@novusbio.com

### **Products Related to NBP1-20934**

---

NBP2-33376H	Blue Marker Antibody (6F4-F6) [HRP]
HAF017	Rabbit anti-Goat IgG Secondary Antibody [HRP (Horseradish Peroxidase)]
HAF109	Donkey anti-Goat IgG Secondary Antibody [HRP (Horseradish Peroxidase)]
NB410-28088-1mg	Goat IgG Isotype Control

---

### **Limitations**

This product is for research use only and is not approved for use in humans or in clinical diagnosis. Primary Antibodies are guaranteed for 1 year from date of receipt.

For more information on our 100% guarantee, please visit [www.novusbio.com/guarantee](http://www.novusbio.com/guarantee)

Earn gift cards/discounts by submitting a review: [www.novusbio.com/reviews/submit/NBP1-20934](http://www.novusbio.com/reviews/submit/NBP1-20934)

Earn gift cards/discounts by submitting a publication using this product:  
[www.novusbio.com/publications](http://www.novusbio.com/publications)



