

# Product Datasheet

## TRPV4 Antibody - Azide and BSA Free NBP1-20225

Unit Size: 0.5 mg

Store at 4C short term. Aliquot and store at -20C long term. Avoid freeze-thaw cycles.

[www.novusbio.com](http://www.novusbio.com)



[technical@novusbio.com](mailto:technical@novusbio.com)

### Publications: 1

Protocols, Publications, Related Products, Reviews, Research Tools and Images at:  
[www.novusbio.com/NBP1-20225](http://www.novusbio.com/NBP1-20225)

Updated 9/9/2025 v.20.1

Earn rewards for product  
reviews and publications.

Submit a publication at [www.novusbio.com/publications](http://www.novusbio.com/publications)

Submit a review at [www.novusbio.com/reviews/destination/NBP1-20225](http://www.novusbio.com/reviews/destination/NBP1-20225)



**NBP1-20225**

TRPV4 Antibody - Azide and BSA Free

Product Information	
Unit Size	0.5 mg
Concentration	LYOPH mg/ml
Storage	Store at 4C short term. Aliquot and store at -20C long term. Avoid freeze-thaw cycles.
Clonality	Polyclonal
Preservative	No Preservative
Reconstitution Instructions	Reconstitute 0.5 mg size in 0.5 ml of sterile water. Centrifuge to remove any insoluble material. Glycerol may be added (1:1) for additional stability. Please note the 0.1 mg size is provided in reconstituted format.
Isotype	IgG
Purity	Ammonium sulfate precipitation
Buffer	Lyophilized from PBS

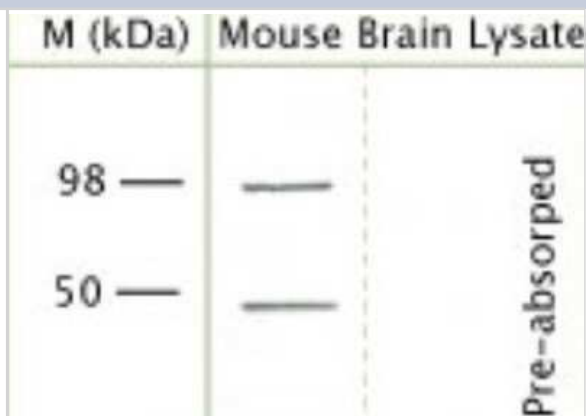
Product Description	
Description	Novus Biologicals Rabbit TRPV4 Antibody - Azide and BSA Free (NBP1-20225) is a polyclonal antibody validated for use in IHC and WB. Anti-TRPV4 Antibody: Cited in 1 publication. All Novus Biologicals antibodies are covered by our 100% guarantee.
Host	Rabbit
Gene ID	59341
Gene Symbol	TRPV4
Species	Human, Mouse, Rat, Primate
Reactivity Notes	Marmoset
Immunogen	A synthetic peptide from amino acid region 300-400 of mouse TRPV4 conjugated to blue carrier protein was used as the antigen. The peptide is homologous in rat and human.

Product Application Details	
Applications	Western Blot, Immunohistochemistry-Paraffin, Immunohistochemistry, Immunohistochemistry-Frozen
Recommended Dilutions	Western Blot 10-50 ug/ml, Immunohistochemistry 10-50 ug/ml, Immunohistochemistry-Paraffin 10-50 ug/ml, Immunohistochemistry-Frozen 10-50 ug/ml

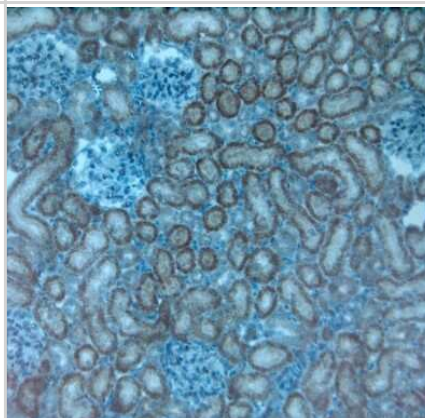


## Images

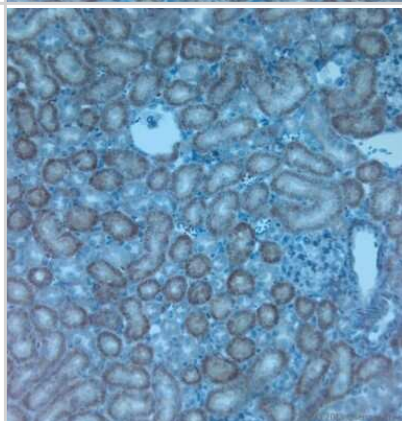
Western Blot: TRPV4 Antibody [NBP1-20225] - WB on mouse brain lysate (reduced, denatured) using Rabbit antibody to TRPV4 at 1 : 1000 dilution.



Immunohistochemistry-Paraffin: TRPV4 Antibody [NBP1-20225] - IHC on paraffin sections of rat kidney: Animal was perfused with perfuser at 100 mmHg with 300 ml PBS and then 4%PFA. Tissues were extracted and further fixed for 2 hours at room temperature before being embedded in paraffin. HIER: 1 mM EDTA, pH 8 for 20 min. Detection was done using HRP polymer following manufactures instruction Primary antibody: dilution 1: 1000, incubated 30 min at RT (using Autostainer)



Immunohistochemistry-Paraffin: TRPV4 Antibody [NBP1-20225] - IHC on paraffin sections of rat kidney: Animal was perfused with perfuser at 100 mmHg with 300 ml PBS and then 4%PFA. Tissues were extracted and further fixed for 2 hours at room temperature before being embedded in paraffin. HIER: 1 mM EDTA, pH 8 for 20 min. Detection was done using HRP polymer following manufactures instruction Primary antibody: dilution 1: 1000, incubated 30 min at RT (using Autostainer)



## Publications

Suttle A, Wang P, Dias FC et al. Sensory Neuron-TRPV4 Modulates Temporomandibular Disorder Pain Via CGRP in Mice The journal of pain 2022-12-09 [PMID: 36509176] (IHC-Fr, Mouse)



### **Novus Biologicals USA**

10730 E. Briarwood Avenue  
Centennial, CO 80112  
USA  
Phone: 303.730.1950  
Toll Free: 1.888.506.6887  
Fax: 303.730.1966  
nb-customerservice@bio-techne.com

### **Bio-Techne Canada**

21 Canmotor Ave  
Toronto, ON M8Z 4E6  
Canada  
Phone: 905.827.6400  
Toll Free: 855.668.8722  
Fax: 905.827.6402  
canada.inquires@bio-techne.com

### **Bio-Techne Ltd**

19 Barton Lane  
Abingdon Science Park  
Abingdon, OX14 3NB, United Kingdom  
Phone: (44) (0) 1235 529449  
Free Phone: 0800 37 34 15  
Fax: (44) (0) 1235 533420  
info.EMEA@bio-techne.com

### **General Contact Information**

www.novusbio.com  
Technical Support: nb-technical@bio-techne.com  
Orders: nb-customerservice@bio-techne.com  
General: novus@novusbio.com

### **Products Related to NBP1-20225**

---

NBP2-33376H	Blue Marker Antibody (6F4-F6) [HRP]
HAF008	Goat anti-Rabbit IgG Secondary Antibody [HRP]
NB7160	Goat anti-Rabbit IgG (H+L) Secondary Antibody [HRP]
NBP2-24891	Rabbit IgG Isotype Control

---

### **Limitations**

This product is for research use only and is not approved for use in humans or in clinical diagnosis. Primary Antibodies are guaranteed for 1 year from date of receipt.

For more information on our 100% guarantee, please visit [www.novusbio.com/guarantee](http://www.novusbio.com/guarantee)

Earn gift cards/discounts by submitting a review: [www.novusbio.com/reviews/submit/NBP1-20225](http://www.novusbio.com/reviews/submit/NBP1-20225)

Earn gift cards/discounts by submitting a publication using this product:  
[www.novusbio.com/publications](http://www.novusbio.com/publications)

