

# Product Datasheet

## Ubiquitin Antibody (P4G7-H11) - BSA Free NBP1-19306

Unit Size: 0.05 mg

Store at -20C. Avoid freeze-thaw cycles.

[www.novusbio.com](http://www.novusbio.com)



[technical@novusbio.com](mailto:technical@novusbio.com)

Protocols, Publications, Related Products, Reviews, Research Tools and Images at:  
[www.novusbio.com/NBP1-19306](http://www.novusbio.com/NBP1-19306)

Updated 9/9/2025 v.20.1

Earn rewards for product  
reviews and publications.

Submit a publication at [www.novusbio.com/publications](http://www.novusbio.com/publications)

Submit a review at [www.novusbio.com/reviews/destination/NBP1-19306](http://www.novusbio.com/reviews/destination/NBP1-19306)



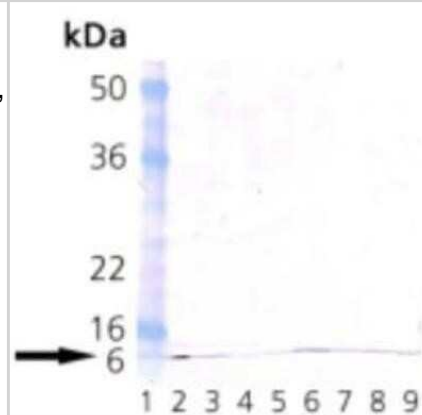
**NBP1-19306**

Ubiquitin Antibody (P4G7-H11) - BSA Free

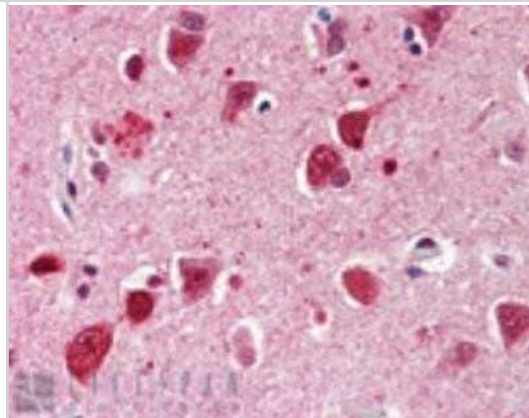
<b>Product Information</b>	
<b>Unit Size</b>	0.05 mg
<b>Concentration</b>	Please see the vial label for concentration. If unlisted please contact technical services.
<b>Storage</b>	Store at -20C. Avoid freeze-thaw cycles.
<b>Clonality</b>	Monoclonal
<b>Clone</b>	P4G7-H11
<b>Preservative</b>	0.09% Sodium Azide
<b>Isotype</b>	IgG1
<b>Purity</b>	Protein G purified
<b>Buffer</b>	PBS containing 50% glycerol
<b>Product Description</b>	
<b>Description</b>	Novus Biologicals Mouse Ubiquitin Antibody (P4G7-H11) - BSA Free (NBP1-19306) is a monoclonal antibody validated for use in IHC, WB and Flow. All Novus Biologicals antibodies are covered by our 100% guarantee.
<b>Host</b>	Mouse
<b>Gene ID</b>	6233
<b>Gene Symbol</b>	RPS27A
<b>Species</b>	Human, Mouse, Rat, Bovine, Hamster, Rabbit
<b>Reactivity Notes</b>	Please note that this antibody is reactive to Mouse and derived from the same host, Mouse. Additional Mouse on Mouse blocking steps may be required for IHC and ICC experiments. Please contact Technical Support for more information.
<b>Specificity/Sensitivity</b>	Ubiquitin (P4G7-H11)
<b>Immunogen</b>	Native bovine Ubiquitin
<b>Product Application Details</b>	
<b>Applications</b>	Western Blot, Flow Cytometry, Immunohistochemistry
<b>Recommended Dilutions</b>	Western Blot 1:100-1:2000, Flow Cytometry 10 ug/ml, Immunohistochemistry

## Images

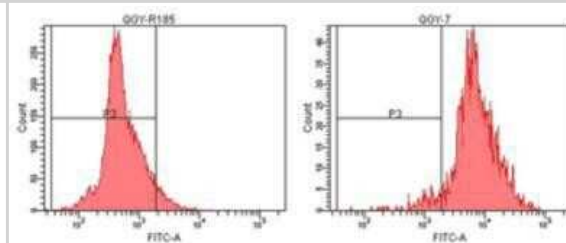
Western Blot: Ubiquitin Antibody (P4G7-H11) [NBP1-19306] - Western blot analysis of Ubiquitin: Lane 1: MW marker, Lane 2: Ubiquitin, Lane 3: HeLa, Lane 4: RK-13, Lane 5: 3T3, Lane 6: PC-12, Lane 7: Mouse Brain, Lane 8: Rat Brain, Lane 9: MDBK



Immunohistochemistry: Ubiquitin Antibody (P4G7-H11) [NBP1-19306] - Immunohistochemistry analysis of human brain, cortex tissue stained with Ubiquitin, mAb (P4G7-H11) at 5-10ug/ml.



Flow Cytometry: Ubiquitin Antibody (P4G7-H11) [NBP1-19306] - Flow cytometry analysis of human hepatoma QGY cells analyzed by flow cytometry using isotype control antibody (left) or Ubiquitin Monoclonal Antibody (P4G7-H11) (right) at 10ug/mL.





### **Novus Biologicals USA**

10730 E. Briarwood Avenue  
Centennial, CO 80112  
USA  
Phone: 303.730.1950  
Toll Free: 1.888.506.6887  
Fax: 303.730.1966  
nb-customerservice@bio-techne.com

### **Bio-Techne Canada**

21 Canmotor Ave  
Toronto, ON M8Z 4E6  
Canada  
Phone: 905.827.6400  
Toll Free: 855.668.8722  
Fax: 905.827.6402  
canada.inquires@bio-techne.com

### **Bio-Techne Ltd**

19 Barton Lane  
Abingdon Science Park  
Abingdon, OX14 3NB, United Kingdom  
Phone: (44) (0) 1235 529449  
Free Phone: 0800 37 34 15  
Fax: (44) (0) 1235 533420  
info.EMEA@bio-techne.com

### **General Contact Information**

www.novusbio.com  
Technical Support: nb-technical@bio-techne.com  
Orders: nb-customerservice@bio-techne.com  
General: novus@novusbio.com

### **Products Related to NBP1-19306**

---

NBP2-33376H	Blue Marker Antibody (6F4-F6) [HRP]
HAF007	Goat anti-Mouse IgG Secondary Antibody [HRP]
NB7539	Goat anti-Mouse IgG (H+L) Secondary Antibody [HRP]
NBP1-97005-0.5mg	Mouse IgG1 Isotype Control (MG1)

---

### **Limitations**

This product is for research use only and is not approved for use in humans or in clinical diagnosis. Primary Antibodies are guaranteed for 1 year from date of receipt.

For more information on our 100% guarantee, please visit [www.novusbio.com/guarantee](http://www.novusbio.com/guarantee)

Earn gift cards/discounts by submitting a review: [www.novusbio.com/reviews/submit/NBP1-19306](http://www.novusbio.com/reviews/submit/NBP1-19306)

Earn gift cards/discounts by submitting a publication using this product:  
[www.novusbio.com/publications](http://www.novusbio.com/publications)

