

Product Datasheet

Caspase-7 Antibody (10-1-62) - Azide and BSA Free NBP1-19230-0.05mg

Unit Size: 0.05 mg

Store at -20C. Avoid freeze-thaw cycles.

www.novusbio.com



technical@novusbio.com

Protocols, Publications, Related Products, Reviews, Research Tools and Images at:
www.novusbio.com/NBP1-19230

Updated 9/9/2025 v.20.1

Earn rewards for product
reviews and publications.

Submit a publication at www.novusbio.com/publications

Submit a review at www.novusbio.com/reviews/destination/NBP1-19230



NBP1-19230-0.05mg

Caspase-7 Antibody (10-1-62) - Azide and BSA Free

Product Information	
Unit Size	0.05 mg
Concentration	1.0 mg/ml
Storage	Store at -20C. Avoid freeze-thaw cycles.
Clonality	Monoclonal
Clone	10-1-62
Preservative	No Preservative
Isotype	IgG1
Purity	Protein G purified
Buffer	PBS, pH 7.2, containing 10mM sodium phosphate, 50mM sodium chloride, and 0.1mM PMSF

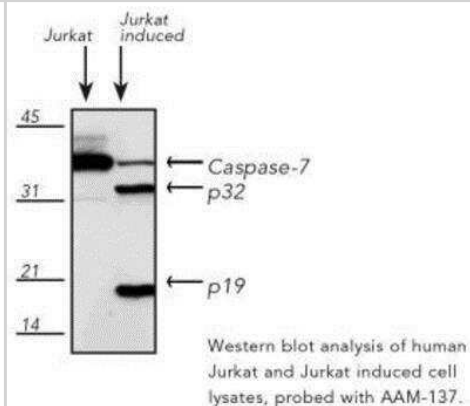
Product Description	
Description	Novus Biologicals Mouse Caspase-7 Antibody (10-1-62) - Azide and BSA Free (NBP1-19230) is a monoclonal antibody validated for use in IHC and WB. All Novus Biologicals antibodies are covered by our 100% guarantee.
Host	Mouse
Gene ID	840
Gene Symbol	CASP7
Species	Human, Mouse, Rat, Primate
Reactivity Notes	May react with Hamster. Please note that this antibody is reactive to Mouse and derived from the same host, Mouse. Additional Mouse on Mouse blocking steps may be required for IHC and ICC experiments. Please contact Technical Support for more information.
Specificity/Sensitivity	Caspase-7 (10-1-62)
Immunogen	Recombinant human Caspase-7 protein (full length)

Product Application Details	
Applications	Western Blot, Immunohistochemistry-Paraffin, Immunohistochemistry
Recommended Dilutions	Western Blot 1 ug/ml, Immunohistochemistry 1:10-1:500, Immunohistochemistry-Paraffin 10 ug/ml

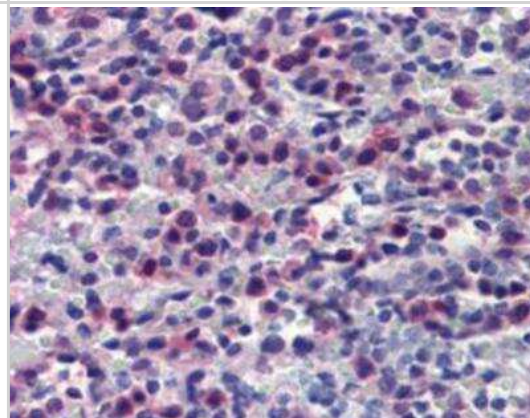


Images

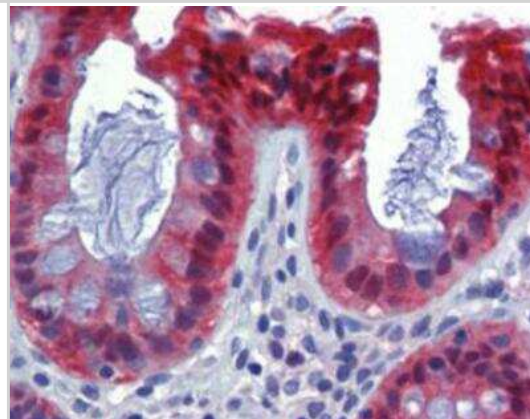
Western Blot: Caspase-7 Antibody (10-1-62) [NBP1-19230] - Analysis of human Jurkat and Jurkat induced cell lysates probed with AAM-137



Immunohistochemistry: Caspase-7 Antibody (10-1-62) [NBP1-19230] - Human spleen tissue stained with Caspase-7, mAb (10-1-62) at 10ug/ml.



Immunohistochemistry: Caspase-7 Antibody (10-1-62) [NBP1-19230] - Human colon tissue stained with Caspase-7, mAb (10-1-62) at 10ug/ml.





Novus Biologicals USA

10730 E. Briarwood Avenue
Centennial, CO 80112
USA
Phone: 303.730.1950
Toll Free: 1.888.506.6887
Fax: 303.730.1966
nb-customerservice@bio-techne.com

Bio-Techne Canada

21 Canmotor Ave
Toronto, ON M8Z 4E6
Canada
Phone: 905.827.6400
Toll Free: 855.668.8722
Fax: 905.827.6402
canada.inquires@bio-techne.com

Bio-Techne Ltd

19 Barton Lane
Abingdon Science Park
Abingdon, OX14 3NB, United Kingdom
Phone: (44) (0) 1235 529449
Free Phone: 0800 37 34 15
Fax: (44) (0) 1235 533420
info.EMEA@bio-techne.com

General Contact Information

www.novusbio.com
Technical Support: nb-technical@bio-techne.com
Orders: nb-customerservice@bio-techne.com
General: novus@novusbio.com

Products Related to NBP1-19230-0.05mg

NBP3-11853	Jurkat Staurosporine Treated / Untreated Cell Lysate
NBP2-33376H	Blue Marker Antibody (6F4-F6) [HRP]
HAF007	Goat anti-Mouse IgG Secondary Antibody [HRP]
NB7539	Goat anti-Mouse IgG (H+L) Secondary Antibody [HRP]
NBP1-97005-0.5mg	Mouse IgG1 Isotype Control (MG1)

Limitations

This product is for research use only and is not approved for use in humans or in clinical diagnosis. Primary Antibodies are guaranteed for 1 year from date of receipt.

For more information on our 100% guarantee, please visit www.novusbio.com/guarantee

Earn gift cards/discounts by submitting a review: www.novusbio.com/reviews/submit/NBP1-19230

Earn gift cards/discounts by submitting a publication using this product:
www.novusbio.com/publications

