

# Product Datasheet

## Caspase-7 Antibody (7-1-11) - Azide and BSA Free NBP1-19229

Unit Size: 0.1 mg

Store at -20C. Avoid freeze-thaw cycles.

[www.novusbio.com](http://www.novusbio.com)



[technical@novusbio.com](mailto:technical@novusbio.com)

Protocols, Publications, Related Products, Reviews, Research Tools and Images at:  
[www.novusbio.com/NBP1-19229](http://www.novusbio.com/NBP1-19229)

Updated 9/9/2025 v.20.1

Earn rewards for product  
reviews and publications.

Submit a publication at [www.novusbio.com/publications](http://www.novusbio.com/publications)

Submit a review at [www.novusbio.com/reviews/destination/NBP1-19229](http://www.novusbio.com/reviews/destination/NBP1-19229)



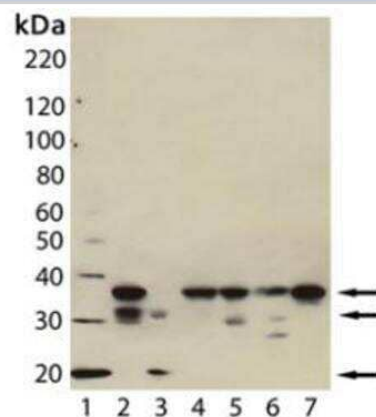
**NBP1-19229**

Caspase-7 Antibody (7-1-11) - Azide and BSA Free

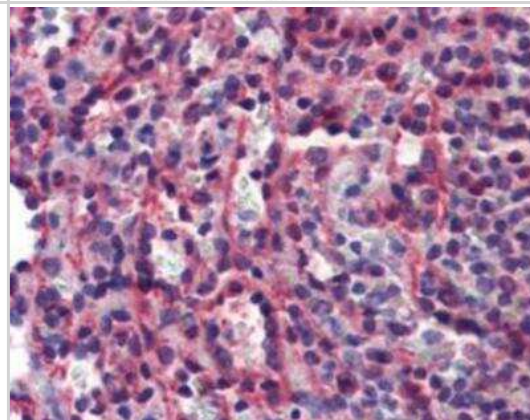
<b>Product Information</b>	
<b>Unit Size</b>	0.1 mg
<b>Concentration</b>	Please see the vial label for concentration. If unlisted please contact technical services.
<b>Storage</b>	Store at -20C. Avoid freeze-thaw cycles.
<b>Clonality</b>	Monoclonal
<b>Clone</b>	7-1-11
<b>Preservative</b>	No Preservative
<b>Isotype</b>	IgG2b
<b>Purity</b>	Protein G purified
<b>Buffer</b>	PBS, pH 7.2, 0.1mM PMSF.
<b>Product Description</b>	
<b>Description</b>	Novus Biologicals Mouse Caspase-7 Antibody (7-1-11) - Azide and BSA Free (NBP1-19229) is a monoclonal antibody validated for use in IHC and WB. All Novus Biologicals antibodies are covered by our 100% guarantee.
<b>Host</b>	Mouse
<b>Gene ID</b>	840
<b>Gene Symbol</b>	CASP7
<b>Species</b>	Human, Mouse, Rat, Porcine, Canine, Hamster, Primate, Rabbit, Sheep
<b>Reactivity Notes</b>	Please note that this antibody is reactive to Mouse and derived from the same host, Mouse. Additional Mouse on Mouse blocking steps may be required for IHC and ICC experiments. Please contact Technical Support for more information.
<b>Specificity/Sensitivity</b>	Caspase-7 (7-1-11)
<b>Immunogen</b>	Recombinant human Caspase-7 protein (full length)
<b>Product Application Details</b>	
<b>Applications</b>	Western Blot, Immunohistochemistry-Paraffin, Immunohistochemistry
<b>Recommended Dilutions</b>	Western Blot 1:100-1:2000, Immunohistochemistry, Immunohistochemistry-Paraffin

## Images

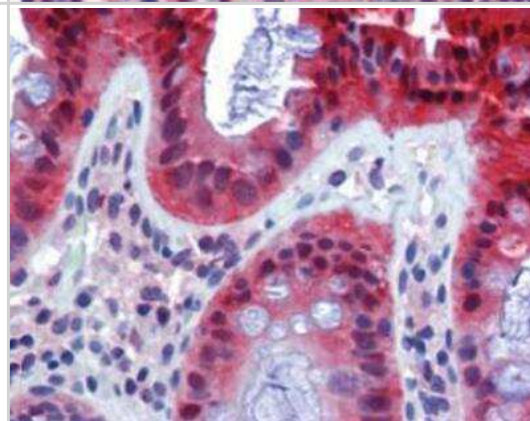
Western Blot: Caspase-7 Antibody (7-1-11) [NBP1-19229] - Analysis of Caspase-7, mAb (7-1-11): Lane1: MW Marker; Lane 2: Jurkat ; Lane 3: Jurkat plus Staurosporine; Lane 4: HeLa ; Lane 5: HeLa plus Nocodazole; Lane 6: 3T3 ; Lane 7: PC-12



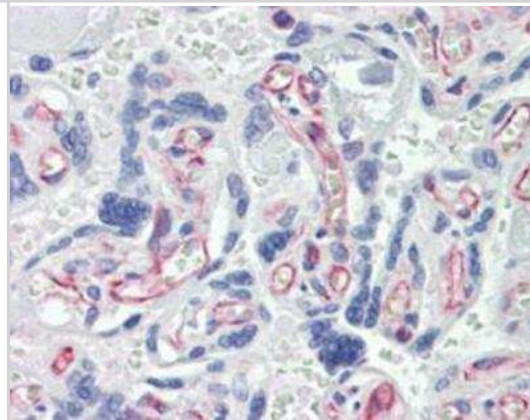
Immunohistochemistry: Caspase-7 Antibody (7-1-11) [NBP1-19229] - Human spleen tissue stained with Caspase-7, mAb (7-1-11) at 10ug/ml.



Immunohistochemistry: Caspase-7 Antibody (7-1-11) [NBP1-19229] - Human colon tissue stained with Caspase-7, mAb (7-1-11) at 10ug/ml.



Immunohistochemistry: Caspase-7 Antibody (7-1-11) [NBP1-19229] - Human placenta tissue stained with Caspase-7, mAb (7-1-11) at 10ug/ml.





### **Novus Biologicals USA**

10730 E. Briarwood Avenue  
Centennial, CO 80112  
USA  
Phone: 303.730.1950  
Toll Free: 1.888.506.6887  
Fax: 303.730.1966  
nb-customerservice@bio-techne.com

### **Bio-Techne Canada**

21 Canmotor Ave  
Toronto, ON M8Z 4E6  
Canada  
Phone: 905.827.6400  
Toll Free: 855.668.8722  
Fax: 905.827.6402  
canada.inquires@bio-techne.com

### **Bio-Techne Ltd**

19 Barton Lane  
Abingdon Science Park  
Abingdon, OX14 3NB, United Kingdom  
Phone: (44) (0) 1235 529449  
Free Phone: 0800 37 34 15  
Fax: (44) (0) 1235 533420  
info.EMEA@bio-techne.com

### **General Contact Information**

www.novusbio.com  
Technical Support: nb-technical@bio-techne.com  
Orders: nb-customerservice@bio-techne.com  
General: novus@novusbio.com

### **Products Related to NBP1-19229**

---

NBP3-11853	Jurkat Staurosporine Treated / Untreated Cell Lysate
NBP2-33376H	Blue Marker Antibody (6F4-F6) [HRP]
HAF007	Goat anti-Mouse IgG Secondary Antibody [HRP]
NB7539	Goat anti-Mouse IgG (H+L) Secondary Antibody [HRP]
NBP2-27231	Mouse IgG2b Isotype Control (MPC-11)

---

### **Limitations**

This product is for research use only and is not approved for use in humans or in clinical diagnosis. Primary Antibodies are guaranteed for 1 year from date of receipt.

For more information on our 100% guarantee, please visit [www.novusbio.com/guarantee](http://www.novusbio.com/guarantee)

Earn gift cards/discounts by submitting a review: [www.novusbio.com/reviews/submit/NBP1-19229](http://www.novusbio.com/reviews/submit/NBP1-19229)

Earn gift cards/discounts by submitting a publication using this product:  
[www.novusbio.com/publications](http://www.novusbio.com/publications)

