

Product Datasheet

HPa1 Antibody (DHIC2-2C12) - BSA Free NBP1-18949

Unit Size: 0.1 ml

Store at 4C. Do not freeze.

www.novusbio.com



technical@novusbio.com

Publications: 4

Protocols, Publications, Related Products, Reviews, Research Tools and Images at:
www.novusbio.com/NBP1-18949

Updated 9/9/2025 v.20.1

Earn rewards for product
reviews and publications.

Submit a publication at www.novusbio.com/publications

Submit a review at www.novusbio.com/reviews/destination/NBP1-18949



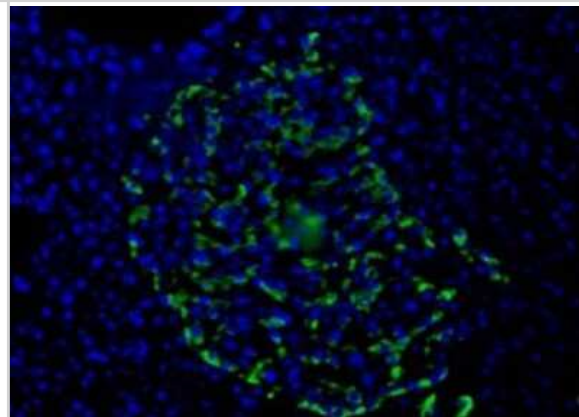
NBP1-18949

HPa1 Antibody (DHIC2-2C12) - BSA Free

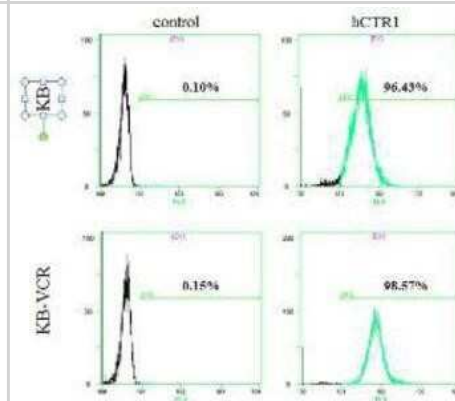
Product Information	
Unit Size	0.1 ml
Concentration	This product is unpurified. The exact concentration of antibody is not quantifiable.
Storage	Store at 4C. Do not freeze.
Clonality	Monoclonal
Clone	DHIC2-2C12
Preservative	0.05% Sodium Azide
Isotype	IgM
Purity	Tissue culture supernatant
Buffer	Tissue culture supernatant
Product Description	
Description	Novus Biologicals Mouse HPa1 Antibody (DHIC2-2C12) - BSA Free (NBP1-18949) is a monoclonal antibody validated for use in IHC, WB, Flow and ICC/IF. Anti-HPa1 Antibody: Cited in 4 publications. All Novus Biologicals antibodies are covered by our 100% guarantee.
Host	Mouse
Species	Human
Marker	Alpha Cell Marker
Specificity/Sensitivity	Specific for alpha endocrine cell types.
Immunogen	Human pancreatic enriched alpha cells
Product Application Details	
Applications	Western Blot, Flow Cytometry, Immunocytochemistry/ Immunofluorescence, Immunohistochemistry, Immunohistochemistry-Frozen
Recommended Dilutions	Western Blot 1:100-1:2000, Flow Cytometry 1:50-1:100, Immunohistochemistry 1:100, Immunocytochemistry/ Immunofluorescence 1:10-1:500, Immunohistochemistry-Frozen 1:100
Application Notes	This HPa1 (DHIC2-2C12) antibody is useful for Immunohistochemistry on acetone fixed frozen sections, Immunocytochemistry/Immunofluorescence, Flow cytometry and Western blot.

Images

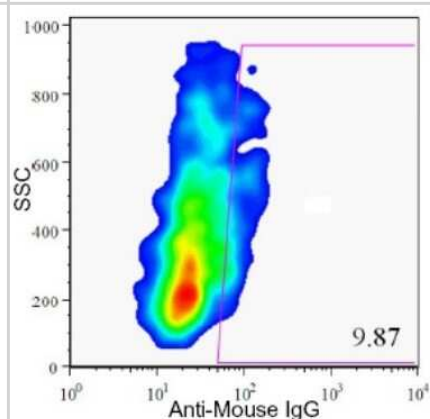
Immunocytochemistry/Immunofluorescence: HPa1 Antibody (DHIC2-2C12) [NBP1-18949] - Immunofluorescence on frozen section of human pancreas.



Flow Cytometry: HPa1 Antibody (DHIC2-2C12) [NBP1-18949] - Analysis using the DyLight 550 conjugate of NBP1-18949. Staining of KB, KB-VCR. Fixed in 4% paraformaldehyde.



Flow Cytometry: HPa1 Antibody (DHIC2-2C12) [NBP1-18949] - Analysis of enzyme dispersed human pancreas cells.



Publications

Casteels T, Bajew S, ReiniS J et al. SMNDC1 links chromatin remodeling and splicing to regulate pancreatic hormone expression Cell reports 2022-08-30 [PMID: 36044849] (FLOW)

Details:
Dilutions: 1:100

Jakel C, Bergmann F, Toth R et al. Genome-wide genetic and epigenetic analyses of pancreatic acinar cell carcinomas reveal aberrations in genome stability Nat Commun. 2017-11-06 [PMID: 29109526] (FLOW, Human)

Dorrell C, Schug J, Lin C et al. Transcriptomes of the major human pancreatic cell types. Diabetologia. 2011-01-01 [PMID: 21882062]

Dorrell, et al. Isolation of major pancreatic cell types long-term culture-initiating cells using novel human surface markers. Stem Cell Rsch 1(3):183-194. 2008-01-01 [PMID: 19383399] (FLOW, IHC-Fr, Human)



Novus Biologicals USA

10730 E. Briarwood Avenue
Centennial, CO 80112
USA
Phone: 303.730.1950
Toll Free: 1.888.506.6887
Fax: 303.730.1966
nb-customerservice@bio-techne.com

Bio-Techne Canada

21 Canmotor Ave
Toronto, ON M8Z 4E6
Canada
Phone: 905.827.6400
Toll Free: 855.668.8722
Fax: 905.827.6402
canada.inquires@bio-techne.com

Bio-Techne Ltd

19 Barton Lane
Abingdon Science Park
Abingdon, OX14 3NB, United Kingdom
Phone: (44) (0) 1235 529449
Free Phone: 0800 37 34 15
Fax: (44) (0) 1235 533420
info.EMEA@bio-techne.com

General Contact Information

www.novusbio.com
Technical Support: nb-technical@bio-techne.com
Orders: nb-customerservice@bio-techne.com
General: novus@novusbio.com

Products Related to NBP1-18949

NBP2-33376H	Blue Marker Antibody (6F4-F6) [HRP]
HAF007	Goat anti-Mouse IgG Secondary Antibody [HRP]
NB7539	Goat anti-Mouse IgG (H+L) Secondary Antibody [HRP]
NBP1-97007	Mouse IgM Isotype Control

Limitations

This product is for research use only and is not approved for use in humans or in clinical diagnosis. Primary Antibodies are guaranteed for 1 year from date of receipt.

For more information on our 100% guarantee, please visit www.novusbio.com/guarantee

Earn gift cards/discounts by submitting a review: www.novusbio.com/reviews/submit/NBP1-18949

Earn gift cards/discounts by submitting a publication using this product:
www.novusbio.com/publications

