

# Product Datasheet

## **RBP4/Retinol-Binding Protein 4 Antibody (RB42) - BSA Free NBP1-05426**

Unit Size: 0.2 mg

Store at 4C. Do not freeze.

[www.novusbio.com](http://www.novusbio.com)



[technical@novusbio.com](mailto:technical@novusbio.com)

Protocols, Publications, Related Products, Reviews, Research Tools and Images at:  
[www.novusbio.com/NBP1-05426](http://www.novusbio.com/NBP1-05426)

Updated 9/9/2025 v.20.1

**Earn rewards for product  
reviews and publications.**

Submit a publication at [www.novusbio.com/publications](http://www.novusbio.com/publications)

Submit a review at [www.novusbio.com/reviews/destination/NBP1-05426](http://www.novusbio.com/reviews/destination/NBP1-05426)




**NBP1-05426****RBP4/Retinol-Binding Protein 4 Antibody (RB42) - BSA Free**

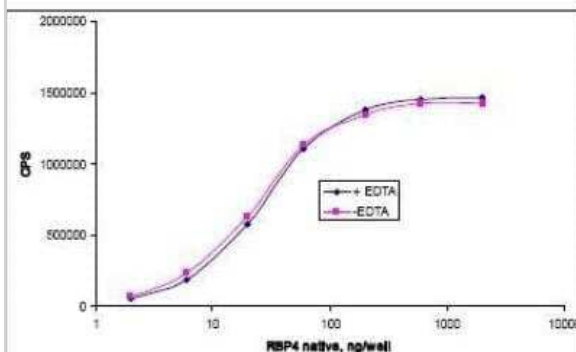
<b>Product Information</b>	
<b>Unit Size</b>	0.2 mg
<b>Concentration</b>	Concentrations vary lot to lot. See vial label for concentration. If unlisted please contact technical services.
<b>Storage</b>	Store at 4C. Do not freeze.
<b>Clonality</b>	Monoclonal
<b>Clone</b>	RB42
<b>Preservative</b>	0.09% Sodium Azide
<b>Isotype</b>	IgG1
<b>Purity</b>	Protein A purified
<b>Buffer</b>	PBS (pH 7.4)
<b>Product Description</b>	
<b>Description</b>	Novus Biologicals Mouse RBP4/Retinol-Binding Protein 4 Antibody (RB42) - BSA Free (NBP1-05426) is a monoclonal antibody validated for use in WB. All Novus Biologicals antibodies are covered by our 100% guarantee.
<b>Host</b>	Mouse
<b>Gene ID</b>	5950
<b>Gene Symbol</b>	RBP4
<b>Species</b>	Human
<b>Specificity/Sensitivity</b>	Human plasma RBP4. All MAbs recognize free RBP4 and RBP4 in complex with transthyretin. All MAbs react with apo- as well as holo-RBP4.
<b>Immunogen</b>	Hybridoma clone has been derived from hybridization of Sp2/0 myeloma cells with spleen cells of Balb/c mice immunized with Human recombinant RBP4.
<b>Product Application Details</b>	
<b>Applications</b>	Western Blot, Sandwich ELISA
<b>Recommended Dilutions</b>	Western Blot 1:100-1:2000, Sandwich ELISA 0.2 ug/well

## Images

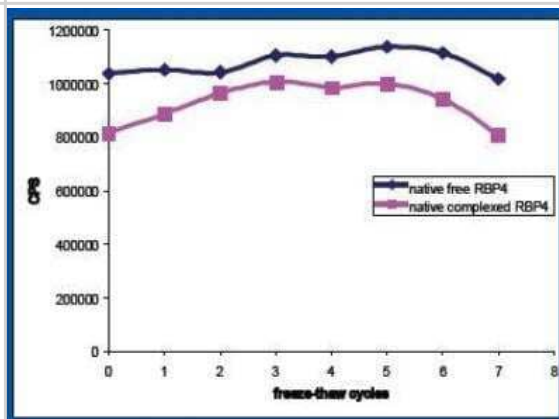
Western Blot: RBP4/Retinol-Binding Protein 4 Antibody (RB42) [NBP1-05426] - Immunodetection of RBP4 in Western blotting after SDS electrophoresis in reducing conditions by MAb RB42 (Cat. NBP1-05426) (lane 1), RB45 (Cat. NBP1-105431) (lane 2), RB48 (Cat. NBP1-105430) (lane 3) and RB51 (Cat. NBP1-105428) (lane 4).



Sandwich ELISA: RBP4/Retinol-Binding Protein 4 Antibody (RB42) [NBP1-05426] - Immunodetection of purified endogenous RBP4 in sandwich immunoassay by RB48-RB42 MAb assay in presence of 5 mM EDTA (blue line) or in absence of EDTA (pink line). Capture antibody: RB48 (Cat NBP1-105430) (1 ug/well) Detection antibody: RB42 (Cat NBP1-05426) labeled with stable Eu<sup>3+</sup> chelate (0.2ug/well) Antigen: Native isolated RBP4



Sandwich ELISA: RBP4/Retinol-Binding Protein 4 Antibody (RB42) [NBP1-05426] - Immunoreactivity of native free and native complexed RBP4 after several freeze-thaw cycles measured with the assay RB48 - RB42. Capture antibody: RB48 (Cat. NBP1-105430) (1 ug/well) Detection antibody: RB42 (Cat NBP1-05426) labeled with stable Eu<sup>3+</sup> chelate (0.2ug/well) Antigen: Native isolated RBP4.





### **Novus Biologicals USA**

10730 E. Briarwood Avenue  
Centennial, CO 80112  
USA  
Phone: 303.730.1950  
Toll Free: 1.888.506.6887  
Fax: 303.730.1966  
nb-customerservice@bio-techne.com

### **Bio-Techne Canada**

21 Canmotor Ave  
Toronto, ON M8Z 4E6  
Canada  
Phone: 905.827.6400  
Toll Free: 855.668.8722  
Fax: 905.827.6402  
canada.inquires@bio-techne.com

### **Bio-Techne Ltd**

19 Barton Lane  
Abingdon Science Park  
Abingdon, OX14 3NB, United Kingdom  
Phone: (44) (0) 1235 529449  
Free Phone: 0800 37 34 15  
Fax: (44) (0) 1235 533420  
info.EMEA@bio-techne.com

### **General Contact Information**

www.novusbio.com  
Technical Support: nb-technical@bio-techne.com  
Orders: nb-customerservice@bio-techne.com  
General: novus@novusbio.com

### **Products Related to NBP1-05426**

---

NBP2-33376H	Blue Marker Antibody (6F4-F6) [HRP]
HAF007	Goat anti-Mouse IgG Secondary Antibody [HRP]
NB7539	Goat anti-Mouse IgG (H+L) Secondary Antibody [HRP]
NBP1-97005-0.5mg	Mouse IgG1 Isotype Control (MG1)

---

### **Limitations**

This product is for research use only and is not approved for use in humans or in clinical diagnosis. Primary Antibodies are guaranteed for 1 year from date of receipt.

For more information on our 100% guarantee, please visit [www.novusbio.com/guarantee](http://www.novusbio.com/guarantee)

Earn gift cards/discounts by submitting a review: [www.novusbio.com/reviews/submit/NBP1-05426](http://www.novusbio.com/reviews/submit/NBP1-05426)

Earn gift cards/discounts by submitting a publication using this product:  
[www.novusbio.com/publications](http://www.novusbio.com/publications)

