

# Product Datasheet

## Neuropeptide Y Antibody (8) - BSA Free NBP1-05166

Unit Size: 0.1 mg

Store at 4C in the dark.

[www.novusbio.com](http://www.novusbio.com)



[technical@novusbio.com](mailto:technical@novusbio.com)

### Publications: 1

Protocols, Publications, Related Products, Reviews, Research Tools and Images at:  
[www.novusbio.com/NBP1-05166](http://www.novusbio.com/NBP1-05166)

Updated 9/9/2025 v.20.1

Earn rewards for product  
reviews and publications.

Submit a publication at [www.novusbio.com/publications](http://www.novusbio.com/publications)

Submit a review at [www.novusbio.com/reviews/destination/NBP1-05166](http://www.novusbio.com/reviews/destination/NBP1-05166)



**NBP1-05166****Neuropeptide Y Antibody (8) - BSA Free**

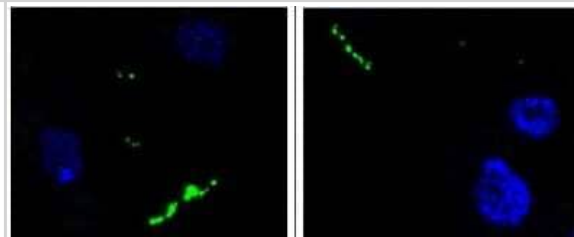
<b>Product Information</b>	
<b>Unit Size</b>	0.1 mg
<b>Concentration</b>	1.0 mg/ml
<b>Storage</b>	Store at 4C in the dark.
<b>Clonality</b>	Monoclonal
<b>Clone</b>	8
<b>Preservative</b>	0.09% Sodium Azide
<b>Isotype</b>	IgG1 Kappa
<b>Purity</b>	Protein A or G purified
<b>Buffer</b>	10mM Phosphate (pH 7.4) and 0.5M NaCl

<b>Product Description</b>	
<b>Description</b>	Novus Biologicals Mouse Neuropeptide Y Antibody (8) - BSA Free (NBP1-05166) is a monoclonal antibody validated for use in IHC, ELISA and ICC/IF. Anti-Neuropeptide Y Antibody: Cited in 1 publication. All Novus Biologicals antibodies are covered by our 100% guarantee.
<b>Host</b>	Mouse
<b>Gene ID</b>	4852
<b>Gene Symbol</b>	NPY
<b>Species</b>	Human, Mouse, Rat
<b>Specificity/Sensitivity</b>	Binds full length human/rat NPY. Cross-reactivity with NPY (1-24), NPY (18-36), PYY or PP was <0.2%.
<b>Immunogen</b>	Synthetic human/rat neuropeptide Y

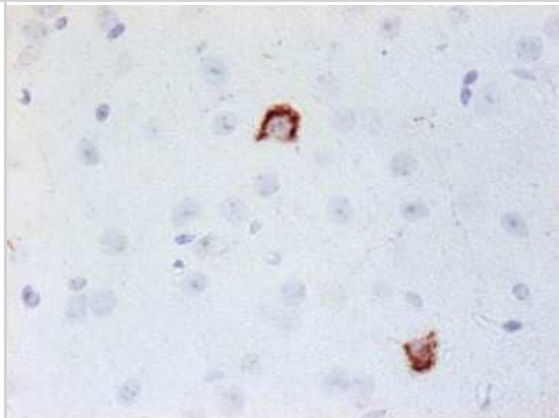
<b>Product Application Details</b>	
<b>Applications</b>	Immunohistochemistry-Paraffin, ELISA, Immunocytochemistry/Immunofluorescence, Immunohistochemistry
<b>Recommended Dilutions</b>	ELISA 1:16000, Immunohistochemistry 1:10-1:500, Immunocytochemistry/Immunofluorescence 1:10-1:500, Immunohistochemistry-Paraffin 1:10-1:500
<b>Application Notes</b>	ELISA: NBP1-05166 binds free NPY in solution and NBP1-05166 reacts in ELISA directly with NPY coated directly onto the microtiter well.

## Images

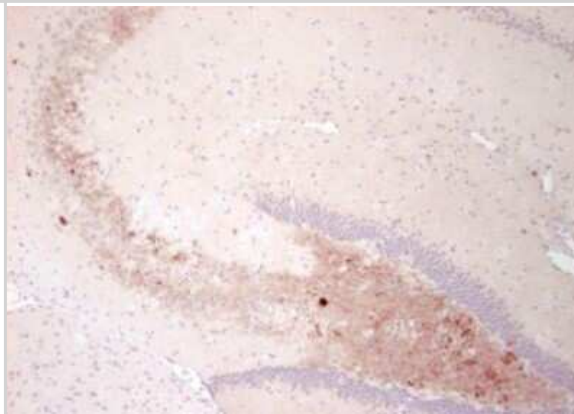
Immunocytochemistry/Immunofluorescence: Neuropeptide Y Antibody (8) - BSA Free [NBP1-05166] - Testing of tissue from human cerebral cortex, applying ultra thin sections using a technique called array tomography (antibody: green, DAPI-stained nuclei: blue). Image shows labeling of NPY-positive processes in the neutrophil. Image courtesy of Dr. Nancy O'Rourke, Stanford University.



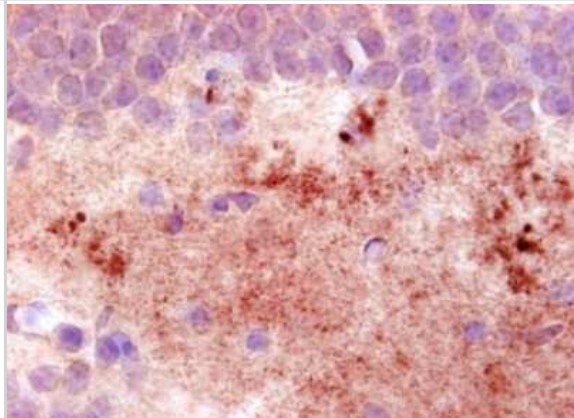
Immunohistochemistry-Paraffin: Neuropeptide Y Antibody (8) - BSA Free [NBP1-05166] - Paraffin embedded mouse brain tissue (interneurons in the cortex) diluted 1/1000



Immunohistochemistry-Paraffin: Neuropeptide Y Antibody (8) - BSA Free [NBP1-05166] - Paraffin embedded mouse brain tissue (fibres in the hilus of the hippocampus) diluted 1/1000



Immunohistochemistry-Paraffin: Neuropeptide Y Antibody (8) - BSA Free [NBP1-05166] - Enlarged section of a paraffin embedded mouse brain tissue (fibres in the hilus of the hippocampus) diluted 1/1000



## Publications

Abdallah MG, Buchanan-Vega JA, Lee KJ, et al. Quantification of Neuropeptide Y with Picomolar Sensitivity Enabled by Guided-Mode Resonance Biosensors Sensors (Basel). [PMID: 31878178] (Func)



### **Novus Biologicals USA**

10730 E. Briarwood Avenue  
Centennial, CO 80112  
USA  
Phone: 303.730.1950  
Toll Free: 1.888.506.6887  
Fax: 303.730.1966  
nb-customerservice@bio-techne.com

### **Bio-Techne Canada**

21 Canmotor Ave  
Toronto, ON M8Z 4E6  
Canada  
Phone: 905.827.6400  
Toll Free: 855.668.8722  
Fax: 905.827.6402  
canada.inquires@bio-techne.com

### **Bio-Techne Ltd**

19 Barton Lane  
Abingdon Science Park  
Abingdon, OX14 3NB, United Kingdom  
Phone: (44) (0) 1235 529449  
Free Phone: 0800 37 34 15  
Fax: (44) (0) 1235 533420  
info.EMEA@bio-techne.com

### **General Contact Information**

www.novusbio.com  
Technical Support: nb-technical@bio-techne.com  
Orders: nb-customerservice@bio-techne.com  
General: novus@novusbio.com

### **Products Related to NBP1-05166**

---

HAF007	Goat anti-Mouse IgG Secondary Antibody [HRP]
NB7539	Goat anti-Mouse IgG (H+L) Secondary Antibody [HRP]
NBP1-43319-0.5mg	Mouse IgG1 Kappa Isotype Control (P3.6.2.8.1)
H00004852-P02-10ug	Recombinant Human Neuropeptide Y GST (N-Term) Protein

---

### **Limitations**

This product is for research use only and is not approved for use in humans or in clinical diagnosis. Primary Antibodies are guaranteed for 1 year from date of receipt.

For more information on our 100% guarantee, please visit [www.novusbio.com/guarantee](http://www.novusbio.com/guarantee)

Earn gift cards/discounts by submitting a review: [www.novusbio.com/reviews/submit/NBP1-05166](http://www.novusbio.com/reviews/submit/NBP1-05166)

Earn gift cards/discounts by submitting a publication using this product:  
[www.novusbio.com/publications](http://www.novusbio.com/publications)

